

(12) INTERNATIONAL APPLICATION PUBLISHED UNDER THE PATENT COOPERATION TREATY (PCT)

(19) World Intellectual Property
Organization
International Bureau



(10) International Publication Number
WO 2019/006560 A1

(43) International Publication Date
10 January 2019 (10.01.2019)

(51) International Patent Classification:

C08F 126/06 (2006.01) *C08F 222/06* (2006.01)
C08F 216/14 (2006.01) *H01M 2/16* (2006.01)
C08F 220/02 (2006.01) *H01M 4/62* (2006.01)

TR), OAPI (BF, BJ, CF, CG, CI, CM, GA, GN, GQ, GW, KM, ML, MR, NE, SN, TD, TG).

Published:

- with international search report (Art. 21(3))
- in black and white; the international application as filed contained color or greyscale and is available for download from PATENTSCOPE

(21) International Application Number:

PCT/CA2018/050830

(22) International Filing Date:

06 July 2018 (06.07.2018)

(25) Filing Language:

English

(26) Publication Language:

English

(30) Priority Data:

62/529,146 06 July 2017 (06.07.2017) US

(71) Applicants: **SONY CORPORATION** [JP/JP]; 1-7-1 Konan, Minato-Ku, Tokyo, 108-0075 (JP). **HYDRO-QUÉBEC** [CA/CA]; 75, René-Lévesque West, Montréal, H2Z 1A4 (CA).

(72) Inventors: **ZAGHIB, Karim**; 2006, rue Marcelle Ferron, Longueuil, Québec J4N 1T8 (CA). **BEAUPRE, Mélanie**; 140, Décharge du Lac Brulé, Lac-Aux-Sables, Québec G0X 1M0 (CA). **MALLET, Charlotte**; 255, ave Duluth Est, Montréal, Québec H2W 1H7 (CA). **DAIGLE, Jean-Christophe**; 270, Cicot, St-Bruno-De-Montarville, Québec J3V 1V7 (CA). **ASAKAWA, Yuichiro**; 360-3002, René-Lévesque Ouest, Montréal, Québec H2Z 0A7 (CA). **UESAKA, Shinichi**; 4274 de Maisonneuve Ouest, Montréal, Québec H3Z 1K6 (CA).

(74) Agent: **ROBIC, LLP**; 1001 Square-Victoria, Bloc E - 8th Floor, Montréal, Québec H2Z 2B7 (CA).

(81) Designated States (unless otherwise indicated, for every kind of national protection available): AE, AG, AL, AM, AO, AT, AU, AZ, BA, BB, BG, BH, BN, BR, BW, BY, BZ, CA, CH, CL, CN, CO, CR, CU, CZ, DE, DJ, DK, DM, DO, DZ, EC, EE, EG, ES, FI, GB, GD, GE, GH, GM, GT, HN, HR, HU, ID, IL, IN, IR, IS, JO, JP, KE, KG, KH, KN, KP, KR, KW, KZ, LA, LC, LK, LR, LS, LU, LY, MA, MD, ME, MG, MK, MN, MW, MX, MY, MZ, NA, NG, NI, NO, NZ, OM, PA, PE, PG, PH, PL, PT, QA, RO, RS, RU, RW, SA, SC, SD, SE, SG, SK, SL, SM, ST, SV, SY, TH, TJ, TM, TN, TR, TT, TZ, UA, UG, US, UZ, VC, VN, ZA, ZM, ZW.

(84) Designated States (unless otherwise indicated, for every kind of regional protection available): ARIPO (BW, GH, GM, KE, LR, LS, MW, MZ, NA, RW, SD, SL, ST, SZ, TZ, UG, ZM, ZW), Eurasian (AM, AZ, BY, KG, KZ, RU, TJ, TM), European (AL, AT, BE, BG, CH, CY, CZ, DE, DK, EE, ES, FI, FR, GB, GR, HR, HU, IE, IS, IT, LT, LU, LV, MC, MK, MT, NL, NO, PL, PT, RO, RS, SE, SI, SK, SM,

(54) Title: POLYMERS COMPRISING IMIDAZOLE DERIVATIVES AND THEIR USE IN ELECTROCHEMICAL CELLS

(57) Abstract: Here are described polymers comprising monomeric units from vinylimidazole derivatives and their use in electrode materials and/or electrolyte compositions, as well as their methods of preparation. Also described are electrode materials, electrodes, and electrochemical cells comprising the polymers and their use.



WO 2019/006560 A1

POLYMERS COMPRISING IMIDAZOLE DERIVATIVES AND THEIR USE IN ELECTROCHEMICAL CELLS

RELATED APPLICATION

This application claims priority to United States provisional application No. 62/529,146
5 filed on July 6th, 2017, the content of which is incorporated herein by reference in its
entirety for all purposes.

TECHNICAL FIELD

The technical field generally relates to polymers comprising monomeric units derived from
vinylimidazole derivatives, their methods of production and their use in electrochemical
10 cells, for instance, in composite electrodes and/or in polymer electrolytes.

BACKGROUND

In the field of rechargeable batteries, polymer binders are commonly used to promote
cohesion between active material particles and mechanical adhesion of the active
material to the current collector. Traditional polymer binders comprised in a composite
15 electrode are electrochemically inactive and chemically inert over the potential range
used. However, they significantly contribute to the mass and stability of the battery (see
Yamamoto, H *et al.*, *Lithium-Ion Batteries: Science and Technologies*. Springer New
York, 2009, 163-179).

A polymer most commonly used in commercial batteries is poly(vinyl difluoride) (PVDF)
20 dissolved in an organic solvent such as N-methyl-2-pyrrolidone (NMP). NMP is known for
being toxic and for having negative environmental impacts and a very high boiling
temperature (202°C) (Guerfi, A. *et al.*, *Journal of Power Sources*, 163.2 (2007): 1047-
1052; Lux, S. F. *et al.*, *Journal of the Electrochemical Society*, 157.3 (2010): A320-A325).
Although PVDF dissolved in NMP is an effective electrochemically inert polymeric binder,
25 it holds significant drawbacks for its use in industrial applications, such as production
costs and solvent evaporation post electrode coating, which requires a substantial

amount of energy (Lux, S. F. *et al.*, *Supra*). Furthermore, when in contact with the battery electrolyte, PVDF induces the formation of lithium fluoride which accelerates the binder's chemical degradation (see Guerfi, A. *et al.*, *Supra*) thereby increasing the battery degradation rate and, consequently, reducing its useful life.

5 Carboxymethyl cellulose (CMC) used in combination with styrene-butadiene rubber (SBR) is another common example of polymeric coating used in the field of rechargeable batteries. In this aqueous based polymeric binder, SBR contributes to the coating's adhesion to the current collector while CMC helps thickening the dispersion and adhesion between active material particles (Guerfi, A. *et al.*, *Supra*). CMC/SBR binders can be used
10 in combination with active materials such as LiFePO₄ and LTO (Chou, S.L. *et al.*, *Physical Chemistry Chemical Physics*, 16.38 (2014): 20347-20359) but are known to be ineffective with materials like LCO (Lee, J.T. *et al.*, *Journal of Power Sources* 173.2 (2007): 985-989). Again, like PVDF/NMP, CMC/SBR binders are electrochemically inactive and do not contribute positively to the battery efficiency.

15 Poly (acrylonitrile) (PAN), poly (acrylic acid) (PAA) and poly (vinyl alcohol) (PVA) have also been used as polymeric binders for composite electrodes (Cai, Z. P. *et al.*, *Journal of Power Sources*, 189.1 (2009): 547-551; Gong, L. *et al.*, *Electrochemistry Communications*, 29 (2013): 45-47; Park, H.K. *et al.*, *Electrochemistry Communications*, 13.10 (2011): 1051-1053). However, these polymers generally lack flexibility (high glass
20 transition), which constitutes a major obstacle to their use. Indeed, upon extensive cycling of electrodes, these polymeric binders are known to form cracks such that the composite electrode's integrity is lost (Tran, B. *et al.*, *Electrochimica Acta* 88 (2013): 536-542).

Generally, except for some publications using electronically conductive binders (see Chen, W.M. *et al.*, *Electrochimica Acta*, 56.6 (2011): 2689-2695; and Javier, A.E. *et al.*,
25 *Angewandte Chemie International Edition*, 50.42 (2011): 9848-9851), the majority of polymers reported as binder are electrochemically inert.

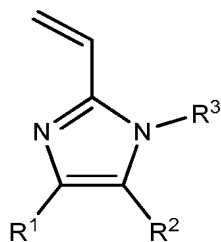
Electronic polymers incorporating 2-vinyl-4,5-dicyanoimidazole monomers were reported for photovoltaic applications (Densmore, C. G. *et al.*, *Macromolecules* 37.16 (2004):

5900-5910; Shin, R. Y. C. et al., *Journal of Organic Chemistry* 74.9 (2009): 3293-3298). However, these publications do not describe the use of imidazole derivative polymers as polymeric binders in applications such as rechargeable lithium batteries.

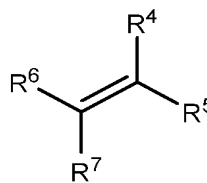
Accordingly, there is a need for alternative polymers excluding one or more of the drawbacks of the above polymers. For instance, polymeric binders having reduced production and/or use costs or incorporating a monomer promoting the diffusion of ions within composite electrodes and/or electrolytes in electrochemical cells.

SUMMARY

According to one aspect, the present technology relates to a polymer comprising monomeric units derived from Formulae I and II:



Formula I



Formula II

wherein,

R¹ and R² are each independently selected from H, CN, F, and optionally fluorinated C₁₋₆alkyl;

R³ is selected from a hydrogen atom and an optionally substituted C₁₋₆alkyl group;

R⁴, R⁶, and R⁷ are each independently selected from a hydrogen atom and optionally substituted C₁₋₆alkyl; and

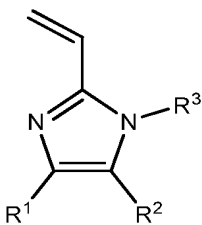
R⁵ is selected from -CO₂H, optionally substituted -CO₂C₁₋₆alkyl, -C(O)NH₂, optionally substituted -OC₁₋₆alkyl, optionally substituted C₆aryl, optionally substituted C₅₋₆heteroaryl, -CN, -SO₃H, -SO₂NH₂, and optionally substituted -SO₃C₁₋₆alkyl; or

R⁵ taken together with R⁷ and their adjacent carbon atoms form a 5 or 6-membered heterocycle;

or a salt thereof.

In one embodiment, there is provided a polymer comprising monomeric units derived from

5 Formula I:



Formula I

wherein,

R¹ and R² are each independently selected from H, CN, F, and optionally fluorinated C₁₋₆ alkyl; and

R³ is selected from a hydrogen atom and an optionally substituted C₁₋₆ alkyl group;

or a salt thereof.

In another embodiment, there is provided a polymer for use in an element of an electrochemical cell, in the electrode material, in the electrolyte composition and/or in the separator. Wherein, said polymer is either a homopolymer comprising monomeric units derived from Formula I or a copolymer comprising monomeric units derived from Formulae I and II.

In another embodiment, there is provided an electrode material comprising a polymer and an electrochemically active material. Wherein, said polymer is either a homopolymer comprising monomeric units derived from Formula I or a copolymer comprising monomeric units derived from Formulae I and II.

In another embodiment, there is provided an electrolyte comprising either a homopolymer comprising monomeric units derived from Formula I or a copolymer comprising monomeric units derived from Formulae I and II.

5 In another embodiment, there is provided an electrolyte comprising a separator and an electrolyte composition, wherein said separator comprises either a homopolymer comprising monomeric units derived from Formula I or a copolymer comprising monomeric units derived from Formulae I and II.

10 In another embodiment, there is provided an electrochemical cell comprising a negative electrode, a positive electrode and an electrolyte, wherein at least one of the negative electrode, positive electrode and electrolyte comprises either a homopolymer comprising monomeric units derived from Formula I or a copolymer comprising monomeric units derived from Formulae I and II.

15 In another embodiment, there is provided an electrochemical cell comprising a negative electrode, a positive electrode and an electrolyte, wherein at least one of the negative electrode and positive electrode comprises an electrode material comprising either a homopolymer comprising monomeric units derived from Formula I or a copolymer comprising monomeric units derived from Formulae I and II and an electrochemically active material.

20 According to another aspect, the present technology relates to an electrochemical cell comprising a negative electrode, a positive electrode and an electrolyte, wherein the electrolyte comprises either a homopolymer comprising monomeric units derived from Formula I or a copolymer comprising monomeric units derived from Formulae I and II.

Other features and advantages of the present technology will be better understood upon reading of the description herein below and appended figures.

BRIEF DESCRIPTION OF THE DRAWINGS

Figure 1 displays an electrochemical impedance spectrum recorded with LFP/Li cells. The square line is recorded with a LFP/Li cell comprising the cathode material C3 (*i.e.* comprising P(AA-co-2-vinyl-4,5-dicyanoimidazole)) and the diamond line is recorded with a reference LFP/Li cell comprising the cathode material C1 using a PVdF binder.

Figure 2 displays an electrochemical impedance spectrum recorded with LTO/Li half-cells. The discontinued line is recorded with a LTO/Li half-cell comprising the anode material A3 (*i.e.* comprising P(AA-co-2-vinyl-4,5-dicyanoimidazole)) and the full line is recorded with a reference LTO/Li half-cell comprising the anode material A4 using a CMC/SBR binder.

Figure 3 displays an electrochemical impedance spectrum recorded with a LFP/LTO cell at a state of charge of 50%. The square line is the reference cell (Cell1) and the star line represents a cell comprising P(AA-co-2-vinyl-4,5-dicyanoimidazole) (Cell 3).

Figure 4 displays an electrochemical impedance spectrum recorded with a LFP/LTO cell recorded at a temperature of -30°C and a state of charge of 50%. The triangle line is the reference cell (Cell1) and the circle line is a cell comprising P(AA-co-2-vinyl-4,5-dicyanoimidazole) (Cell 3).

Figure 5 displays a graph of the charge (a) and discharge (b) load characteristics of LFP/Li cells. The capacity retention after charge-discharge cycles was evaluated at different charge and discharge rates (1 C, 2 C and 4 C) and recorded at a temperature of 25°C. The results are presented for a reference LFP/Li cell comprising the cathode material C3 and a reference LFP/Li cell comprising the cathode material C1.

Figure 6 displays a graph of the charge (a) and discharge (b) load characteristics of LFP/LTO cells. The capacity retention was evaluated at different charge and discharge rates (1 C, 2 C, 4 C and 10 C) and recorded at a temperature of 25°C. The results are presented for the reference Cell 4 (see table 3), for Cell 5 (see table 3) and for Cell 6 (see table 3).

Figure 7 displays a graph of the charge (a) and discharge (b) load characteristics of LFP/LTO cells. The capacity retention was evaluated at different charge and discharge rates (1 C, 2 C, 4 C and 10 C) and recorded at a temperature of 25°C. The results are presented for the reference Cell 1 (see table 3), for Cell 3 (see table 3) and for Cell 3 after heating it at 45°C.

Figure 8 displays a graph of the charge (a) and discharge (b) load characteristics of LFP/LTO cells. The capacity retention was evaluated at different charge and discharge rates (1 C, 2 C and 4 C) and recorded at a temperature of -15°C. The results are presented for the reference Cell 1 (see table 3), for Cell 3 (see table 3) and for Cell 3 after heating it at 45°C.

Figure 9 displays a graph of the charge (a) and discharge (b) load characteristics of LFP/LTO cells. The capacity retention was evaluated at different charge and discharge rates (1 C, 2 C and 4 C) and recorded at a temperature of 25°C. The results are presented for the reference Cell 1 (see table 3) and for Cell 7 (see table 3).

Figure 10 displays a Fourier transform infrared spectroscopy (FTIR) spectrum of a copolymer of 2-vinyl-4,5-dicyanoimidazole and acrylic acid. The analysis was performed at a temperature of 25°C.

Figure 11 displays a FTIR spectrum of the copolymer of 2-vinyl-4,5-dicyanoimidazole and acrylic acid. The analysis was performed after heating of the polymer at a temperature of 45°C (see Example 5(d)).

DETAILED DESCRIPTION

The following detailed description and examples are illustrative and should not be interpreted as further limiting the scope of the invention.

All technical and scientific terms and expressions used herein have the same definitions as those commonly understood by the person skilled in the art relating to the present

technology. The definition of some terms and expressions used is nevertheless provided below.

For more certainty, the expression “monomeric units derived from” and equivalent expressions used herein refer to a polymer repeat units which is the result of a polymerizable monomer after its polymerization. For example, referring to a monomeric unit derived from a vinyl group is equivalent to a reference to its ethylene polymerized form.

The chemical structures described herein, are drawn according to conventional standards. Also, when an atom, such as a carbon atom, as drawn seems to include an incomplete valency, then the valency is assumed to be satisfied by one or more hydrogen atoms even though these are not necessarily explicitly drawn.

As used herein, the term “alkyl” refers to saturated hydrocarbons having from one to sixteen carbon atoms, including linear or branched alkyl groups. Examples of alkyl groups include, without limitation, methyl, ethyl, propyl, butyl, pentyl, hexyl, heptyl, octyl, nonyl, decyl, isopropyl, *tert*-butyl, *sec*-butyl, isobutyl, and the like. When the alkyl group is located between two functional groups, then the term alkyl also encompasses alkylene groups such as methylene, ethylene, propylene, and the like. The term “C₁-C_nalkyl” refers to an alkyl group having from 1 to the indicated “n” number of carbon atoms.

The term “alkoxy” as used herein means an alkyl group having an oxygen atom attached thereto. Representative alkoxy groups include groups having 1 to about 6 carbon atoms, *e.g.*, methoxy, ethoxy, propoxy, *tert*-butoxy and the like. Examples of alkoxy groups include methoxy, ethoxy, isopropoxy, propoxy, butoxy, pentoxy, glycidyloxy, fluoromethoxy, difluoromethoxy, trifluoromethoxy, chloromethoxy, dichloromethoxy, trichloromethoxy groups and the like. The term alkoxy includes both unsubstituted or substituted alkoxy groups.

The term “cycloalkyl” and equivalent expressions refer to a group comprising a saturated or partially unsaturated (non-aromatic) carbocyclic ring in a monocyclic or polycyclic ring system, including spiro (sharing one atom) or fused (sharing at least one bond)

carbocyclic ring systems, having from three to fifteen ring members. Examples of cycloalkyl groups include, without limitation, cyclopropyl, cyclobutyl, cyclopentyl, cyclopenten-1-yl, cyclopenten-2-yl, cyclopenten-3-yl, cyclohexyl, cyclohexen-1-yl, cyclohexen-2-yl, cyclohexen-3-yl, cycloheptyl, bicyclo[4,3,0]nonanyl, norbornyl, and the like. The term cycloalkyl includes both unsubstituted cycloalkyl groups and substituted cycloalkyl groups. The term "C₃-C_ncycloalkyl" refers to a cycloalkyl group having from 3 to the indicated "n" number of carbon atoms in the ring structure.

The terms "heterocycloalkyl" and equivalent expressions refer to a group comprising a saturated or partially unsaturated (non-aromatic) carbocyclic ring in a monocyclic or polycyclic ring system, including spiro (sharing one atom) or fused (sharing at least one bond) carbocyclic ring systems, having from three to fifteen ring members, where one or more (up to six) ring members are substituted or unsubstituted heteroatoms (e.g. N, O, S, P) or groups containing such heteroatoms (e.g. NH, NR_x (R_x is alkyl, acyl, aryl, heteroaryl or cycloalkyl), PO₂, SO, SO₂, and the like). Heterocycloalkyl groups may be C-attached or heteroatom-attached (e.g. via a nitrogen atom) where such is possible. Examples of heterocycloalkyl groups include, without limitation, pyrrolidino, tetrahydrofuranyl, tetrahydrodithienyl, tetrahydropyranyl, tetrahydrothiopyranyl, piperidino, morpholino, thiomorpholino, thioxanyl, piperazinyl, azetidyl, oxetanyl, thietanyl, homopiperidinyl, oxepanyl, thiepanyl, oxazepinyl, diazepinyl, thiazepinyl, 1,2,3,6-tetrahydropyridinyl, 2-pyrrolinyl, 3-pyrrolinyl, 2H-pyranyl, 4H-pyranyl, dioxanyl, 1,3-dioxolanyl, pyrazolinyl, dithianyl, dithiolanyl, dihydropyranyl, dihydrothienyl, dihydrofuranyl, pyrazolidinyl, imidazolanyl, imidazolidinyl, 3-azabicyclo[3,1,0]hexanyl, 3-azabicyclo[4,1,0]heptanyl, quinolizinyl, sugars, and the like. The term heterocycloalkyl includes both unsubstituted heterocycloalkyl groups and substituted heterocycloalkyl groups.

The term "aryl" refers to aromatic groups having $4n+2 \pi(\text{pi})$ electrons, wherein n is an integer from 1 to 3, in a conjugated monocyclic or polycyclic system (fused or not) and having from six to fourteen ring atoms. A polycyclic ring system includes at least one aromatic ring. Aryl may be directly attached, or connected via a C₁-C₃alkyl group (also

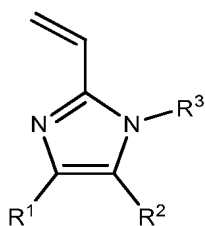
referred to as arylalkyl or aralkyl). Examples of aryl groups include, without limitation, phenyl, benzyl, phenethyl, 1-phenylethyl, tolyl, naphthyl, biphenyl, terphenyl, indenyl, benzocyclooctenyl, benzocycloheptenyl, azulenyl, acenaphthylenyl, fluorenyl, phenanthrenyl, anthracenyl, and the like. The term aryl includes both unsubstituted aryl groups and substituted aryl groups. The term "C₆-C_naryl" refers to an aryl group having from 6 to the indicated "n" number of carbons in the ring structure.

The term "heteroaryl" includes refer to aromatic groups having $4n+2 \pi(\text{pi})$ electrons, wherein n is an integer from 1 to 3, in a conjugated monocyclic or polycyclic system (fused or not) and having five to fourteen ring members, including one to six substituted or unsubstituted heteroatoms (e.g. N, O, S) or groups containing such heteroatoms (e.g. NH, NR_x (R_x is alkyl, acyl, aryl, heteroaryl or cycloalkyl), SO, and the like). A polycyclic ring system includes at least one heteroaromatic ring. Heteroaryls may be directly attached, or connected via a C₁-C₃alkyl group (also referred to as heteroarylalkyl or heteroaralkyl). Heteroaryl groups may be C-attached or heteroatom-attached (e.g. via a nitrogen atom), where such is possible.

The term "substituted", when in association with any of the foregoing groups refers to a group substituted at one or more position with appropriate substituents. Examples of substituents include, without limitation, cyano, halogen (e.g. F, Cl, Br), hydroxy, primary, secondary or tertiary amine, amide, nitro, azido, trifluoromethyl, lower alkyl, cycloalkyl, heterocycloalkyl, aryl, heteroaryl, lower alkoxy, aryloxy, benzyloxy, benzyl, carboxylate, alkoxy carbonyl, sulfonyl, sulfonate, sulfonamide, silane, siloxane, thiocarboxylate, phosphonate, phosphinate, oxo, and the like. Any of the above substituents can be further substituted if permissible, e.g. if the group contains an alkyl group, an alkoxy group, an aryl group, or other.

The present technology relates to polymers comprising monomeric units derived from vinylimidazole derivatives. For instance, these polymers are for use in electrochemical cells such as binders in electrode materials or as part of an electrolyte composition.

- The present technology thus proposes polymers which may be used as polymeric binders in composite electrodes to improve their ionic conductivity, these polymers incorporating moieties with an affinity to ions, especially alkali or alkaline earth metal ions such as lithium ions. The use of such polymeric binders may decrease the electrode resistance, for example, at low temperature, and/or increase cell capacity. For instance, incorporating a vinylimidazole derivative monomer such as 2-vinyl-4,5-dicyanoimidazole, in the polymer may significantly reduce the electrode's resistance during the electrochemical reaction and thus increase the cell's capacity retention. The solubility of the present polymers, especially in their salt form may also reduce the need to use toxic solvents.
- 5
- 10 Here is proposed the use of an imidazole derivative polymer or of a copolymer of acrylic acid or a derivative thereof and an imidazole derivative (such as vinylidicyanoimidazole) in an electrode material binder, for instance, used as a co-binder with a compatible polymer such as poly(acrylic acid). This polymer or copolymer may also be part of an electrolyte composition, e.g. a solid or gel polymer electrolyte.
- 15 According to a first aspect, the polymer comprises monomeric units derived from a vinylimidazole derivative of Formula I:



Formula I

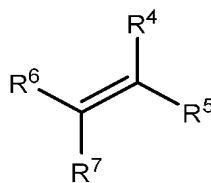
wherein,

- 20 R¹ and R² are each independently selected from H, CN, F, and optionally fluorinated C₁₋₆ alkyl; and
- R³ is selected from a hydrogen atom and an optionally substituted C₁₋₆ alkyl group;
- or a salt thereof.

In Formula I, R¹ and R² may each be independently selected from CN and optionally fluorinated C₁₋₆alkyl. In one example, at least one of R¹ and R² is CN, or both are CN. In Formula I, R³ may be a hydrogen atom, a methyl group or a trifluoromethyl group. For instance, R³ is a hydrogen atom.

- 5 According to one example, the polymer comprises between 10 mol% and 90 mol% of monomeric units derived from a vinylimidazole derivative of Formula I, or between 10 mol% and 60 mol%, or between 15 mol% and 40 mol%, each upper and lower values being included.

Where the polymer is a copolymer, said copolymer may further comprise monomeric units
 10 derived from Formula II:



Formula II

wherein,

R⁴, R⁶, and R⁷ are each independently selected from a hydrogen atom and optionally
 15 substituted C₁₋₆alkyl; and

R⁵ is selected from -CO₂H, optionally substituted -CO₂C₁₋₆alkyl, -C(O)NH₂, optionally substituted -OC₁₋₆alkyl, optionally substituted C₆aryl, optionally substituted C₅₋₆heteroaryl, -CN, -SO₃H, -SO₂NH₂, and optionally substituted -SO₃C₁₋₆alkyl; or

R⁵ taken together with R⁷ and their adjacent carbon atoms form a 5 or 6-membered
 20 heterocycle;

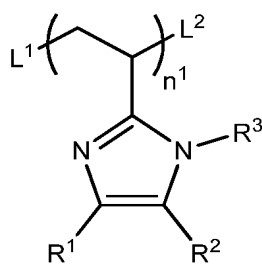
or a salt thereof.

In one example, at least one of R⁴, R⁶, and R⁷ is H. In another example, two of R⁴, R⁶, and R⁷ are H or each of R⁴, R⁶, and R⁷ is H. In one example, R⁴ is H. In another example,

R⁴ is an optionally substituted C₁₋₆alkyl group, e.g. a methyl group. In other examples, R⁵ is -CO₂H or R⁵ is an optionally substituted -CO₂C₁₋₆alkyl group, for example, a -CO₂(glycidyl) group, or R⁵ is an optionally substituted -OC₁₋₆alkyl group, for example, a -O(glycidyl) or -Obutyl group. Other examples include alternatives where R⁵ taken
 5 together with R⁷ and their adjacent carbon atoms form a 5-membered heterocycle, e.g. a maleic anhydride or maleimide group.

Non-limiting examples of salts of the polymers include alkali and alkaline earth metal salts. For instance, salts compatible with the other elements of an electrochemical cell in which the polymer is intended for use, e.g. a lithium salt, sodium salt, potassium salt,
 10 magnesium salt, and the like. The number average molecular weight of the polymer may range from 2 000 to 50 000 g/mol, or from 3 000 to 10 000 g/mol.

For example, the present polymer may be illustrated as a homopolymer of Formula III, or a salt thereof:



Formula III

15

wherein,

R¹, R², and R³ are as herein defined;

L¹ and L² are independently selected from H, an alkyl group, a residue of a polymerisation initiator, and a linker between two or more of the polymer chains;

20

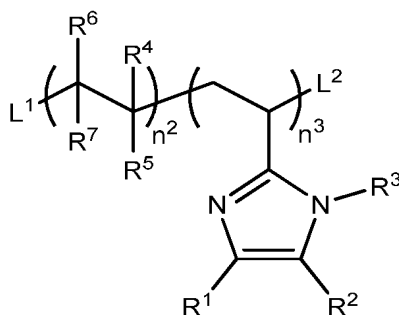
and

n^1 is an integer selected such that the number average molecular weight is, for instance, from 2 000 to 50 000 g/mol, or from 3 000 to 10 000 g/mol, or a salt thereof.

5 Examples of linkers include, without limitations, alkyl, alkoxy, and aryl groups, each of which may be further substituted. In one example, L^1 and L^2 are independently linear or branched alkyl groups optionally comprising two or more functional groups comprising heteroatoms selected from oxygen, nitrogen and sulfur (e.g. groups including ether, ester, carboxamide, carbamate, urea, carbonate, their sulfur-containing equivalents, etc.) each attached to a polymer chain in a linear, star or comb configuration.

10 The present polymer may also be a copolymer, for instance, a random copolymer, block copolymer, star, branched or hyperbranched copolymer (e.g. including comb, dendritic, etc.). When the polymer is a copolymer, the copolymer comprises at least 10 mol% of monomeric units derived from a vinylimidazole of Formula I, or from about 10 mol% to about 50 mol%, for instance, from about 20 mol% to about 40 mol%, or about 30 mol%.

15 For example, the present polymer may be illustrated as a random or block copolymer of Formula IV, or a salt thereof:

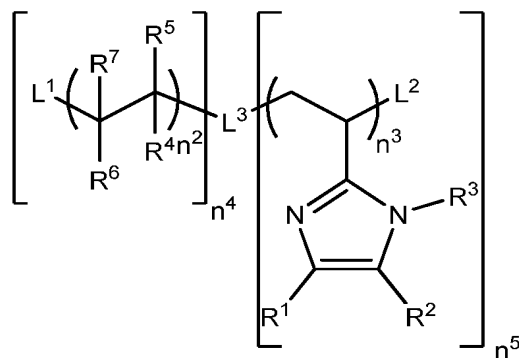


Formula IV

20 wherein R^1 , R^2 , R^3 , R^4 , R^5 , R^6 , R^7 , L^1 and L^2 are as herein defined, and n^2 and n^3 are integers representing the number of each monomeric units within the polymer and are selected such that the number average molecular weight is, for instance, from 2 000 to

50 000 g/mol, or from about 3 000 to about 10 000 g/mol, or a salt thereof. For example, the ratio $n^2:n^3$ may range from 9:1 to 1:1, or from 4:1 to 3:2, or about 7:3.

For example, the present polymer may be illustrated as a random or block copolymer of Formula V, or a salt thereof:



5

Formula V

wherein R^1 , R^2 , R^3 , R^4 , R^5 , R^6 , R^7 , L^1 , L^2 , n^2 and n^3 are as herein defined;

L^3 is selected from linear or branched alkyl groups and linkers between polymer chains, e.g. a crosslinkable or crosslinked monomer; and

10 n^4 and n^5 are integers each selected from 1 to 4;

or a salt thereof.

For example, the ratio $(n^2 \times n^4) : (n^3 \times n^5)$ may range from 9:1 to 1:1, or from 4:1 to 3:2, or about 7:3. In another example, $n^4 + n^5 = 3$ or 4.

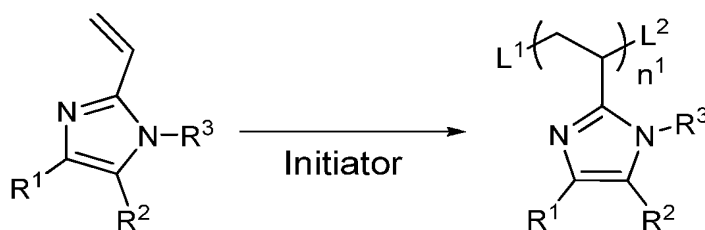
15 In one example, L^3 is selected from branched alkyl groups or functionalized branched alkyl groups, e.g. pentaerythritol tetra(alkylate ester) derivatives and other similar compounds.

The copolymers of the present technology could be made with different micro-structure such as block copolymers, statistical random copolymers, star copolymers, hyperbranched copolymers, graft copolymers, etc. In some cases, the copolymer may

comprise a polymer of Formula III or IV and further comprise monomeric units comprising 2 or more polymerizable functional groups (e.g. double bond or other groups), for instance, having a star or comb configuration. The copolymer may also further comprise cross-linkable monomeric units.

- 5 Polymerization of the monomers may be accomplished by any known procedure and method of initiation, for instance, by radical polymerization. When the polymer is a homopolymer, it may be prepared by a polymerization process as illustrated in Scheme 1:

Scheme 1



10

15

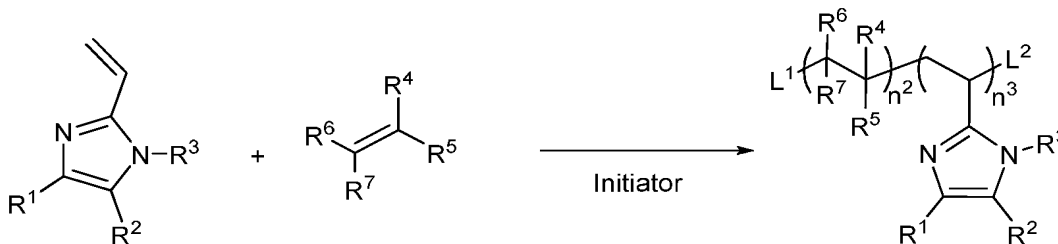
wherein R^1 , R^2 , L^1 , L^2 and n^1 are as herein defined, or salts of the polymers. The initiator may any suitable polymerization initiator, such as peroxides (e.g. hydrogen peroxide, benzoyl peroxide, dicumyl peroxide), azo compounds (e.g. azobisisobutyronitrile (AIBN)), persulfates (e.g. potassium persulfate). Polymerization may be further initiated by photolysis, thermal treatment, and any other suitable means. For instance, polymerization may be initiated by ionizing radiation, electrolysis, etc.

The synthesis of a polymer comprising only monomeric units derived from Formula I when R^1 and R^2 are CN groups may be performed in a similar manner as the procedure described in Johnson, D.M. *et al.*, *Macromolecules* 33.23 (2000): 8597-1999.

20

The synthesis of random copolymers may be performed by free radical polymerization as illustrated in Scheme 2:

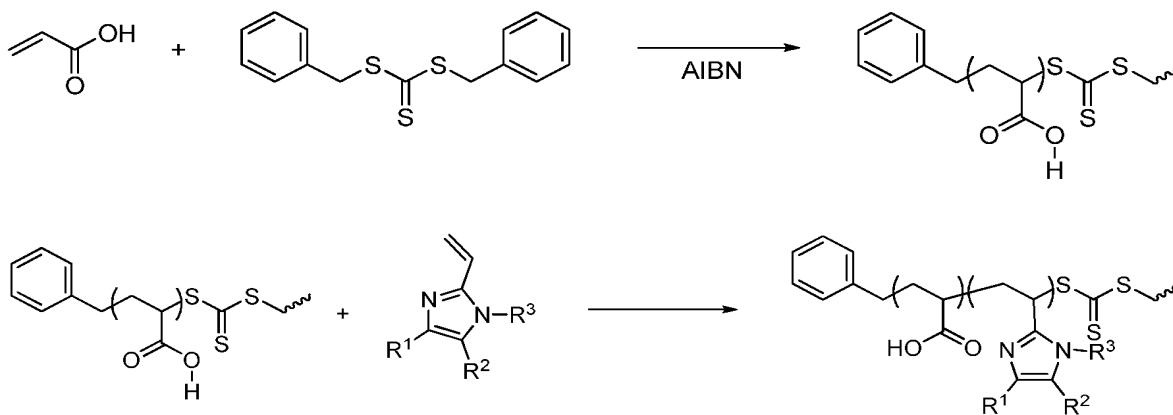
Scheme 2



wherein R¹, R², R³, R⁴, R⁵, R⁶, R⁷, L¹, L², n² and n³ are as herein defined, or salts thereof. The initiator is as defined above.

- 5 Where the copolymer is a block copolymer, the synthesis may be achieved by reversible addition-fragmentation chain transfer polymerization (or RAFT). As an example of RAFT agent, S,S-dibenzyl trithiocarbonate displayed in Scheme 3 is specific for acrylic acid. Other known RAFT agents may also be used.

Scheme 3



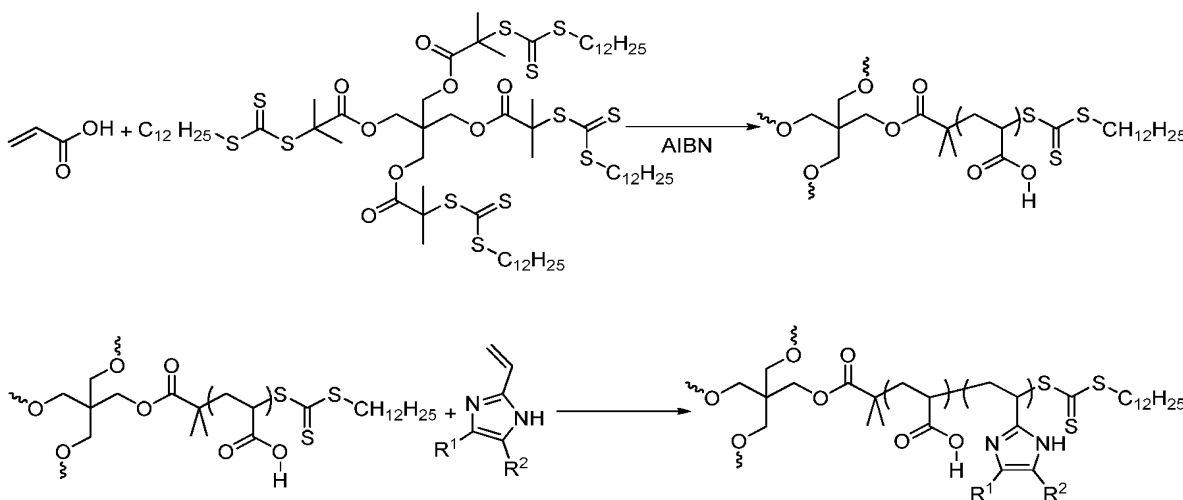
10

The polymer could also be prepared and used as its metallic salt form as defined above, e.g. as its lithiated salt form and dissolved in water or as its basic (neutral) form dissolved in NMP, MeCN, DMF or DMSO, for application on a support.

The block and star copolymer structures can be achieved using controlled radical polymerization, including RAFT polymerization, nitroxide-mediated radical polymerization and atom transfer radical polymerization.

Scheme 4 illustrates an example of a star copolymerization processes. This example comprises a first polymerization of acrylic acid with a star RAFT agent, i.e. pentaerythritol tetrakis[2-(dodecylthiocarbonothioylthio)-2-methylpropionate]. Each wavy line represents a polymer chain as herein defined, only one of such polymer chains being illustrated for clarity purposes.

Scheme 4



10

15

20

The present technology also relates to electrode materials comprising the polymer defined herein and an electrochemically active material, for instance in the form of particles. The electrochemically active material may be a material for use in a negative electrode or a positive electrode. Non-limitative examples of electrochemically active materials include titanates and lithium titanates (e.g. TiO_2 , Li_2TiO_3 , $\text{Li}_4\text{Ti}_5\text{O}_{12}$, $\text{H}_2\text{Ti}_5\text{O}_{11}$, $\text{H}_2\text{Ti}_4\text{O}_9$, or a combination thereof), lithium metal phosphates and metal phosphates (e.g. $\text{LiM}'\text{PO}_4$ and $\text{M}'\text{PO}_4$ where M' is Fe, Ni, Mn, Co, or a combination thereof), vanadium oxides (e.g. LiV_3O_8 , V_2O_5 , LiV_2O_5 , and the like), and other lithium and metal oxides such as LiMn_2O_4 , $\text{LiM}''\text{O}_2$ (M'' being Mn, Co, Ni, or a combination thereof), $\text{Li}(\text{NiM}''')\text{O}_2$ (M'''

being Mn, Co, Al, Fe, Cr, Ti, Zr, and the like, or a combination thereof), or a combination of any of the above materials when compatible. For instance, the active material is selected from lithium iron phosphate (LFP), lithium manganese iron phosphate (LMFP), lithium titanate (LTO), graphite, and lithium nickel manganese cobalt oxide (NMC). Other
5 electrochemically active materials may also further include carbon sources such as graphite. The particles may be freshly formed or of commercial source, in the form of microparticles or nanoparticles and may further include a coating such as a carbon coating.

The electrode material may also optionally include additional components like conductive
10 materials, salts, inorganic particles, glass or ceramic particles, and the like. Examples of conductive materials include carbon black, Ketjen™ black, acetylene black, graphite, graphene, carbon fibers, nanofibers (e.g. VGCF) or nanotubes, or a combination thereof.

Electrodes comprising the present electrode material may be manufactured by preparing an electrode composition including the electrochemically active material, a polymer as
15 defined herein and optional additional elements, including conductive agent, etc. Preparation of the electrode material may be made by dry or wet mixing (e.g. in the presence of a solvent), for instance, by techniques such as mechanofusion, planetary mixer, and the like. The composition is then applied on a support (e.g. current collector), for instance, by spreading by the « Doctor blade » method, by casting, coating, dip-
20 coating, extrusion, calendering, and other methods known in the art. In the case of wet mixing, the electrode material is then dried to remove any traces of the solvent used during the mixing step. The drying may include an initial heating step at normal pressure followed by a drying step performed by heating under vacuum.

When used in an electrode binder, the polymer (the first polymer) as herein defined may
25 be present at a concentration of up to 10 wt% in the total weight of the electrode material, or up to 5 wt%, at a concentration of between 0.1 wt% and 5 wt%, or between 0.4 wt% and 3 wt%, 0.5 wt% and 2 wt% or between 1 wt% and 2 wt%. The binder composition may further comprise a second polymer, for instance, selected from polymers based on glycidyl, acrylic or methacrylic acid, vinyl alkyl ether, thiol-containing monomers, and the

like. For example, the second polymer is a polymer comprising monomeric units based on compounds of Formula II, such polymer being free of monomeric units derived from vinylimidazoles of Formula I, for instance, a homopolymer of monomeric units based on compounds of Formula II. In one example, the second polymer is a poly(acrylic acid) or poly(methacrylic acid) polymer, preferably poly(acrylic acid). In other examples, the second polymer is selected from fluorine containing polymers (e.g. PVdF, PTFE, etc.), water soluble binders (e.g. SBR (styrene butadiene rubber), NBR (butadiene acrylonitrile rubber), HNBR (hydrogenated NBR), CHR (epichlorohydrin rubber), ACM (acrylate rubber)), cellulose-based binders (e.g. carboxyalkylcellulose, hydroxyalkylcellulose, and combinations), or any combination of two or more of these. For instance, the carboxyalkylcellulose may be carboxymethylcellulose (CMC) or carboxyethylcellulose. Other examples of second polymers include ion-conductive polymer binders such as block copolymers composed of at least one lithium-ion solvating segment and at least one cross-linkable segment (e.g. PEO-based polymers comprising methyl methacrylate units). The weight ratio of the first polymer (as herein defined) to the second polymer may be within the range of from 1:9 to 7:3, or from 1:4 to 3:2, or from about 1:3 to about 1:1, or from about 1:2 to about 1:1.

The second polymer may serve, for example, to adjust one or more properties of the electrode material, e.g. adhesion of the electrode material to the adjacent elements of the cell, e.g. the current collector and/or polymer electrolyte. The combination of the two polymers may provide the right balance between adhesion and flexibility.

The polymer may also be used in a composition for coating particles of the electrochemically active material as herein defined, *i.e.* the coating composition serving as a shell in a core-shell structure. The shell composition may comprise a polymer as herein defined at a concentration of, for example, between 5 wt% and 100 wt%, or between 10 wt% and 50 wt%, or between 25 wt% and 75 wt%, or between 50 wt% and 100 wt%, or between 5 wt% and 25 wt%, or between 40 wt% and 75 wt%. Such a shell composition may further include additional elements as for the aforementioned binder compositions. When the present polymer is used as a shell composition, the electrode

composition herein described may further include a binder, comprising or not a polymer as herein defined.

The present polymer may also be used in an electrolyte composition, for instance, in a gel or solid polymer electrolyte. As an example, the concentration of the present polymer within the electrolyte composition may be up to 50%, up to 10 wt%, or up to 5 wt%, for example, at a concentration of between 0.1 wt% and 5 wt%, or between 0.4 wt% and 3 wt%, 0.5 wt% and 2 wt% or between 1 wt% and 2 wt%. For instance, the electrolyte composition may further comprise a second polymer. Examples of second electrolyte polymers include those describe for the binder composition. For instance, the second polymer electrolyte may be a PEO-based polymer, PVdF, CMC or PVA (polyvinyl acetate). Other examples of polymers may be used as second polymer in electrolyte compositions, e.g. polyethyleneglycol-based polymers such as poly(ethylene glycol) methyl acrylate or methacrylate, etc. Various additives may also be included in the polymer electrolyte composition to improve its properties, including salts compatible with the other elements of the electrochemical cell or inorganic materials.

Electrochemical cells and batteries comprising them are also herein contemplated, wherein at least one element of the electrochemical cells comprises the present polymer. Such element may be an electrode material, electrolyte composition or counter-electrode material. In one example, the electrode comprises an electrode material as herein defined. In another example, the electrolyte comprises an electrolyte composition as herein defined. In another example, the electrode comprises an electrode material as herein defined, and the electrolyte comprises an electrolyte composition as herein defined. In a further example, the electrode and counter-electrode each independently comprise an electrode material as herein defined. In yet another example, the electrode and counter-electrode each independently comprise an electrode material as herein defined, and the electrolyte comprises an electrolyte composition as herein defined. For instance, the battery is a lithium or lithium-ion battery, e.g. a rechargeable battery. In other examples, the battery is a sodium or potassium battery.

In cases where one of the electrode material or the counter-electrode material comprises a polymer as herein defined, the electrolyte may be a liquid, gel or solid electrolyte compatible with the electrochemically active materials of the electrode and counter-electrode. For instance, where the electrolyte is a liquid electrolyte comprising a salt dissolved in an electrolyte solvent, the electrolyte may further comprise a separator. The
5 electrolyte may also be a solid or gel solution of a salt in a polar solvating polymer. Examples of electrolyte salts include lithium salts such as LiTFSI, LiPF₆, LiDCTA, LiBETI, LiFSI, LiBF₄, LiBOB, and combinations thereof. Examples of solid polar solvating polymers comprise linear, branched and/or cross-linked polyether polymers, such as
10 those based on poly(ethylene oxide) (PEO), poly(propylene oxide) (PPO), or on a mixture thereof, optionally further including cross-linkable units.

Other additives may be present in electrolyte compositions such as glass particles, ceramics, for instance, nano-ceramics (e.g. Al₂O₃, TiO₂, SiO₂, and other similar compounds). These may be added to the polymer electrolyte matrix to improve its
15 mechanical properties and thus limit the formation of dendrites of the salt (Li, Na, etc.) during charging.

For more certainty, the electrochemically active material of the counter-electrode may be selected from any known material, including the electrochemically active material (selected for redox compatibility with the electrode active material) defined above as well
20 as alkali metal films, e.g. metallic lithium film or an alloy thereof. As one may expect, the counter-electrode material may not include the present polymer when it consists of a film of metallic material.

In one example, the electrode electrochemically active material comprises a lithium metal phosphate or metal phosphate (e.g. LiFePO₄, LiMnPO₄, LiMnFePO₄ and the like) and the
25 counter-electrode electrochemically active material comprises a titanate or lithium titanate (e.g. Li₄Ti₅O₁₂). In another example, the electrode electrochemically active material comprises a lithium metal phosphate or metal phosphate and the counter-electrode electrochemically active material comprises a metallic lithium film.

According to another aspect, described is the use of the electrochemical cell as herein defined in electrical or hybrid vehicles, or in ubiquitous information technology devices. For instance, contemplated uses include mobile devices, such as mobile phones, cameras, tablets or laptops, electric or hybrid vehicles, or in the storage of renewable
5 energy.

EXAMPLES

The following non-limiting examples are illustrative embodiments and should not be construed as further limiting the scope of the present invention. These examples will be better understood with reference to the accompanying figures.

10 **Example 1: Homopolymerization**

(a) Homopolymerization of 2-vinyl-4,5-dicyanoimidazole

This example illustrates the homopolymerization of 2-vinyl-4,5-dicyanoimidazole. To perform this polymerization, 1.5 g of vinylimidazole derivative and 50 mL of acetonitrile or dioxane, was introduced in a round-bottomed flask and the solution was bubbled with
15 nitrogen for 30 minutes to remove oxygen. 58 mg of AIBN was then added and the solution was heated to 70°C under nitrogen for at least 12 hours. The polymer was then purified by precipitation in 10 volumes of toluene or a mixture of hexanes and diethyl ether (2:1), separated and dried under vacuum for 12 hours.

A standard production yield obtained using the procedure described in Example 1(a) was
20 about 95 %.

(b) Homopolymerization of lithiated 2-vinyl-4,5-dicyanoimidazole

This example illustrates the homopolymerization of lithiated 2-vinyl-4,5-dicyanoimidazole. To perform this polymerization, 1.5 g of vinylimidazole derivative, 0.4 g of lithium hydroxide and 20 mL of demineralised water are introduced in a round-bottomed flask.
25 The solution is stirred at room temperature for 1 hour and then bubbled with nitrogen for 30 minutes to remove oxygen. 36 mg of potassium persulfate $K_2S_2O_8$ (KPS) is then added

and the solution is heated to 90°C under nitrogen for at least 24 hours. The polymer is then purified by precipitation in 10 volumes of acetonitrile, separated and dried under vacuum for 12 hours.

Example 2: Copolymerization

5 (a) *Random copolymerization of 2-vinyl-4,5-dicyanoimidazole and acrylic acid*

This example illustrates the copolymerization of 2-vinyl-4,5-dicyanoimidazole and acrylic acid. To perform this copolymerization, 0.40 g of vinylimidazole derivative, 0.50 g of acrylic acid and 15 mL of acetonitrile or dioxane, were introduced in a round-bottomed flask and the solution was bubbled with nitrogen for 30 minutes to remove oxygen. 12 mg
10 of AIBN was then added and the solution was heated to 70°C under nitrogen for at least 12 hours. The polymer was then purified by precipitation in 10 volumes of toluene or a mixture of hexanes and diethyl ether (2:1), separated and dried under vacuum for 12 hours.

A standard production yield obtained using the procedure described in Example 2(a) was
15 about 50-60%.

(b) *Random copolymerization of lithiated 2-vinyl-4,5-dicyanoimidazole and acrylic acid*

This example illustrates the random copolymerization of lithiated 2-vinyl-4,5-dicyanoimidazole and acrylic acid. To perform this copolymerization, 0.40 g of vinylimidazole derivative, 0.26 g of lithium hydroxide monohydrate and 50 mL of demineralized water were introduced in a round-bottomed flask. The solution was stirred
20 for 1 hour at room temperature to solubilize the imidazole derivative in water. Once solubilized, 0.50 g of acrylic acid was introduced in the round-bottomed flask and the solution obtained was bubbled with nitrogen for 30 minutes to remove oxygen. 25 mg of KPS was added and the solution was heated to 80°C under nitrogen for at least 48 hours.
25 The polymer obtained using this procedure was then purified by precipitation in 10 volumes of acetonitrile and dried under vacuum for 12 hours.

A standard production yield obtained using the procedure described in Example 2(b) was about 74%.

(c) Block copolymerization of 2-vinyl-4,5-dicyanoimidazole and acrylic acid

This procedure comprises 2 steps in which the first step comprises the block
5 copolymerization of poly(acrylic acid) by RAFT polymerization. To perform this
copolymerization, 3.09 g of acrylic acid, 0.102 g of S,S-dibenzyl trithiocarbonate (RAFT
CTA) and 15 mL of dioxane were introduced in a round-bottomed flask. The solution was
stirred at room temperature and bubbled with nitrogen for 30 minutes to remove oxygen.
31.8 mg of AIBN was added and the solution was heated to 80°C under nitrogen for at
10 least 6 hours. The polymer was then purified by precipitation in 10 volumes of hexanes
or toluene and dried under vacuum for 12 hours.

The second step comprises the formation of the second block comprising vinylimidazole
monomer units. In this step, 1.0 g of the previous polymer (PAA-RAFT), 2.0 g. of imidazole
15 derivative and 50 ml of dioxane were added in a round-bottomed flask. The solution was
stirred at room temperature and bubbled with nitrogen for 30 minutes to remove oxygen.
47 mg of AIBN was then added to the reaction mixture and the solution was heated at
90°C under nitrogen for at least 24 hours. The polymer was then purified by precipitation
in 10 volumes of a mixture of hexanes and diethyl ether (2:1) and dried under vacuum for
12 hours.

20 A standard production yield obtained using the procedure described in Example 2(c) was
about 82%.

Example 3: Star Copolymerization of block copolymers of 2-vinyl-4,5-dicyanoimidazole and acrylic acid

This process is a 2 steps process in which the first step describes the block
25 copolymerization of poly(acrylic acid) by RAFT polymerization. To perform this
copolymerization, 3.09 g of acrylic acid, 0.104 g of the 4 arms RAFT agent pentaerythritol
tetrakis[2-(dodecylthiocarbonothioylthio)-2-methylpropionate] (DDMAT RAFT) and 15 mL

of dioxane are introduced in a round-bottomed flask. The solution is stirred at room temperature and bubbled with nitrogen for 30 minutes to remove oxygen. 31.8 mg of the initiator AIBN is added and the solution is heated to 80°C under nitrogen for at least 6 hours. The polymer is then purified by precipitation in 10 volumes of hexanes or toluene and dried at 80°C under vacuum for 12 hours. The polymer is stored at 4°C.

The second step of Example 3 describes the formation of the second block comprising the vinylimidazole. The preparation consists of adding 1.0 g of the previous polymer (PAA-RAFT), 2.0 g of imidazole derivative and 50 ml of dioxane in a round-bottomed flask. The solution is stirred at room temperature and bubbled with nitrogen for 30 minutes to remove oxygen. 47 mg of the initiator AIBN is added in the flask and the solution is heated to 90°C under nitrogen for at least 24 hours. The polymer is then purified by precipitation in 10 volumes of a mixture of hexanes and diethyl ether (2:1) and dried at 60°C under vacuum for 12 hours.

Example 4: Preparation of cells

(a) Cathodes

Examples of cathodes (C3, C4, and C6) comprising a polymer as defined herein and reference cathodes (C1, C2, and C5) for comparative purposes were prepared in the weight ratios detailed in Table 1.

Table 1. Cathode material weight concentration

Cathode	EAM ^a (wt%)	Carbon (wt%)	Polymer 1 (wt%)	Polymer 2 (wt%)
C1	C-LFP (90%)	C-Black (5%)	-	PVdF (5%)
C2	C-LFP (91%)	C-Black (5%)	-	SBR (2.5%) CMC (1.5%)
C3	C-LFP (90%)	C-Black (5%)	Ex. 2(a) (2%)	PAA ^b (3%)
C4	C-LFP (91%)	C-Black (5%)	Ex. 2(b) (2%)	PAA-Li ^b (2%)
C5	C-LFP (91%)	C-Black (5%)	-	PAA ^b (5%)/NMP
C6	C-LFP (91%)	C-Black (5%)	Ex. 1(b) (1%)	PAA-Li ^b (3%)

a. EAM: Electrochemically active material, LFP: LiFePO₄

b. PAA: 450 000 g/mol

The materials were prepared by mixing the electrochemically active material, carbon and polymer(s) in a solvent to obtain a slurry using a planetary centrifugal deaeration mixer from Thinky Corporation. The solvent used in the preparation of the materials of Cathodes C1, C3 and C5 was NMP while the solvent used for Cathodes C2, C4 and C6 was water.

- 5 In the preparation of the material of Cathode C3, the PAA and Polymer 1 were used as solutions in NMP respectively at concentrations of 11% and 10%. Similarly, in the preparation of the material of Cathode C4, the PAA and Polymer 1 were used as solutions in water respectively at concentrations of 10% and 6.5%. The slurries obtained were then casted on aluminum current collectors using the Doctor blade method and dried.

10 (b) Anodes

Example of anode (A2) comprising the polymer as defined herein and a reference anode (A1) for comparative purposes were prepared in the weight ratios detailed in Table 2.

Table 2. Anode material weight concentration

Anode	EAM ^a (wt%)	Carbon (wt%)	Polymer 1 (wt%)	Polymer 2 (wt%)
A1	LTO (90%)	C-Black (5%)	-	PVDF (5%)
A2	LTO (91%)	C-Black (5%)	Ex. 2(c) (2%)	PAA (2%)
A3	LTO (91%)	C-Black (5%)	Ex. 2(c) (1%)	PAA (3%)
A4	LTO (91%)	C-Black (5%)	-	SBR (2.5%) CMC (1.5%)

a. EAM: Electrochemically active material, LTO: $\text{Li}_4\text{Ti}_5\text{O}_{12}$

- 15 Anode materials were prepared by mixing the electrochemically active material, carbon and polymer(s) in water to obtain a slurry using a planetary centrifugal deaeration mixer from Thinky Corporation. In the preparation of the material of Anode A2, Polymer 1 was used as a solution in water at a concentration of 6.5%. The slurries obtained was then casted on aluminum current collectors using the Doctor blade method and dried.

(c) Cells

All cells were assembled with standard 2032 size coin cell casings (*i.e.* 20 mm diameter and 3.2 mm height), 16 μm polyethylene-based separators impregnated with a 1 mol/kg LiPF_6 solution in PC/DMC/EMC (4: 3: 3) as a liquid electrolyte.

5 Table 3. LFP/LTO cell configurations

Cell	Cathode	Anode
Cell 1	C1	A1
Cell 2	C5	A1
Cell 3	C3	A1
Cell 4	C2	A1
Cell 5	C6	A1
Cell 6	C4	A1
Cell 7	C1	A2

Cells or half-cells comprising the cathode material C3, the cathode material C1 (comparative), the anode material A3, or the anode material A4 (comparative) with lithium metal counter-electrodes were also assembled as described in the present example.

10 **Example 5: Electrochemical properties**

Prior to the electrochemical testing, LFP/LTO cells, the LFP/Li cells and LTO/Li half-cells were submitted twice to a charge and discharge cycle at 0.2 C at 25 °C.

In this Example, xC was the current to fully charge/discharge cell capacity in 1/x hour. For example, 1C, 2C, 4C and 10C were representing respectively the current to charge or discharge at full capacity in 1 hour, 30 minutes, 15 minutes, and 6 minutes.

For the LFP/Li cells the charges were performed in the constant current - constant voltage (CC-CV) mode, the voltage was 3.9 V, the current was 0.2 C and the cut off current was 0.03 mA. The discharges were performed in the constant current (CC) mode, the cut off voltage was 2.0 V and current was 0.2 C.

For the LTO/Li half-cells the charges were performed in CC-CV mode, the voltage was 1.0 V, the current was 0.2 C and the cut off current was 0.03 mA. The discharges were performed in the CC mode, the cut off voltage was 2.7 V and current was 0.2 C.

5 For the LFP/LTO cells, the charges were performed in the CC-CV mode, the voltage was 2.4 V, the current was 0.2 C and the cut off current was 0.03 mA. The discharges were performed in the CC mode, the cut off voltage was 0.5 V and current was 0.2 C.

P(AA-co-2-vinyl-4,5-dicyanoimidazole) load test

The effect of PAA-2-vinyl-4,5-dicyanoimidazole on the power performance was determined by performing load tests.

10 LFP/Li cells, comprising the cathode C3 or the cathode C1 (comparative), were assembled as described in Example 4 then, charged and discharged at 0.2 C, 1.0 C, 4.0 C and 10.0 C. Subsequently, the cells were submitted to a full charge and discharge once again at 0.2 C.

15 LFP/LTO cells were assembled as described in Example 4 then, charged and discharged at 0.2 C, 1.0 C, 2.0 C, 4.0 C, 10.0 C. Subsequently, the cells were submitted to a full charge and discharge once again at 0.2 C.

To perform the charge load test, after fully discharging at 0.2 C, LFP/LTO cells and LFP/Li cells were charged at 1 C and then charged again at 0.2 C. Afterwards, the cells were discharged at 0.2 C and charged at 2 C.

20 To perform the discharge load test, after fully charging at 0.2 C, LFP/LTO cells and LFP/Li cells were discharged at 1 C and then discharged again at 0.2 C. Afterwards, the cells were charged at 0.2 C and discharged at 2 C.

The capacity retention percentage was calculated using the following equation:

$$\text{Capacity retention (\%)} = \frac{(\text{Capacity at } x\text{C})}{(\text{Capacity at } 0.2\text{C})} \times 100 \quad (1)$$

For the LFP/Li cells, the capacity in the CC region was used for the calculation of the charge load characteristics. The charges were, once again, performed in the CC - CV mode, the voltage was 2.4V, the current was xC and the cut off current was 0.03 mA. The discharges were then performed in the CC mode, the cut off voltage was 0.5 V and the
5 current was xC.

For LFP/LTO cells, the capacity in the CC region was used for the calculation of the charge load characteristics. The charges were, once again, performed in the CC - CV mode, the voltage was 2.4V, the current was xC and the cut off current was 0.03 mA. The discharges were then performed in the CC mode, the cut off voltage was 0.5 V and the
10 current was xC.

a) Impedance

LFP/Li cells

Electrochemical impedance spectroscopy (EIS) was performed on LFP/Li cells. Figure 1 displays an impedance spectrum recorded with this system at a temperature of 25°C. As
15 shown in Figure 1, an LFP/Li cell, comprising the cathode material C3, that was prepared according to the procedure of Example 4, displayed less resistance at 25°C compared with a reference LFP/Li cell comprising the cathode material C1 using PVDF as binder.

LTO/Li half-cells

EIS was also performed on LTO/Li half-cells. Figure 2 displays an impedance spectrum
20 recorded with this system at a temperature of 25°C. As shown in Figure 2, an LTO/Li half-cell, comprising the anode material A3, that was prepared according to the procedure of Example 4, displayed less resistance compared with a reference LTO/Li half-cell comprising the anode material A4 using a CMC/SBR binder.

LFP/LTO cells

25 As shown in Figure 3, Cell 3 that was prepared according to the procedure of Example 4, displayed less resistance at 25°C compared with LFP using PVDF as binder (Cell 1). The

resistance at the end of the semi-circle of the reference is 4.5 Ohm for Cell 1 while it is 1.0 Ohm for Cell 3. The EIS was performed using the LFP/LTO coin cell mentioned above at a state of charge of 50%, with a frequency range of 1 MHz to 10 mHz and an AC amplitude of 10 mV.

5 Table 4 Impedance

R _{sol} (Ohm)			
1	2	3	4
2.65	5.96	3.68	1.85
R ₁ (Ohm)			
1	2	3	4
23.7	67.7	26.0	17.8

b) Impedance at low temperature

10 The positive influence of the 2-vinyl-4,5-dicyanoimidazole monomer in the polymer was also observed at low temperature. Figure 4 displays the Nyquist plot at -30°C. The resistance at the end of the semi-circle of the reference is 19 Ohm for Cell 1 while the resistance for Cell 3 is 11 Ohm. The EIS was performed using the LFP/LTO coin cell mentioned above at a state of charge of 50%, with a frequency range of 1 MHz to 10 mHz and an AC amplitude of 10 mV.

c) Capacity retention of LFP/Li cells after charge-discharge cycles

15 The effect of PAA-2-vinyl-4,5-dicyanoimidazole on the power performance of LFP/Li cells was determined by performing load tests. Figure 5 displays a graph of the charge (a) and discharge (b) load characteristics of an LFP/Li cell, comprising the cathode material C3 (*i.e.* comprising P(AA-co-2-vinyl-4,5-dicyanoimidazole)) and of a reference LFP/Li cell comprising the cathode material C1 using PVDF as binder. The capacity retention after
 20 charge-discharge cycles was evaluated at different charge and discharge rates (1C, 2C and 4C) and recorded at a temperature of 25°C. As shown in Figure 5, the presence of PAA-2-vinyl-4,5-dicyanoimidazole in a LFP/Li cell has a significant influence on the capacity retention and an even greater one at high charge and discharge rates.

d) Capacity retention of LFP/LTO cells after charge-discharge cycles at various temperatures

The influence of the 2-vinyl-4,5-dicyanoimidazole on the capacity retention is also significant at high charge and discharge rates (4 C and 10 C) as demonstrated in Figure 6(a) and (b) for LFP/LTO coin cells (Cell 4 compared to Cells 5 and 6) at 25°C.

The influence of the 2-vinyl-4,5-dicyanoimidazole on the capacity retention is even greater after heating the cell at 45°C as demonstrated in Figure 7 (a) and (b) for LFP/LTO coin cells (Cell 1 compared to Cell 3 and Cell 3 after heating at 45°C).

Figure 8 showcases the influence of the 2-vinyl-4,5-dicyanoimidazole on capacity retention when the cell is charged (a) and discharged (b) at a low temperature of -15°C for LFP/LTO coin cells (Cell 1 compared to Cell 3 and Cell 3 after heating at 45°C). Although, not as significant as in Figures 6 and 7, a difference on the capacity retention at high rate of charge and discharge (4 C) can also be observed at low temperature.

The influence on the capacity retention of the 2-vinyl-4,5-dicyanoimidazole, when used in the anode material, is also very notable at high rate of charge and discharge (4 C and 10 C) as demonstrated in Figure 9 (a) and (b) for LFP/LTO coin cells (Cell 1 compared to Cell 7) at 25°C. This is also more significant for discharge.

e) Effect of temperature on H-bonding

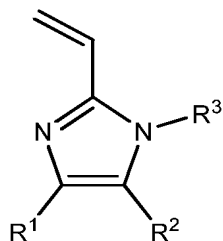
The polymer was stirred at 25°C for 1 hour with 1 equivalent of lithium salt in solution and then dried. The Fourier transform infrared spectroscopy (FTIR) analysis was performed and the spectrum is presented in Figure 10.

The polymer was stirred at 45°C for 1 hour with 1 equivalent of lithium salt in solution and then dried. FTIR analysis was performed and the spectrum is presented in Figure 11. The spectrum in Figure 11 is significantly different from the one in Figure 10. The hydrogen bond peak is significantly attenuated which is indicative of lithium ion coordination. Furthermore, Figure 11 also displays less N-H bending than Figure 10.

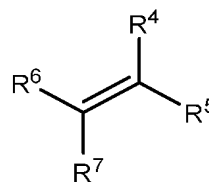
Numerous modifications could be made to any of the embodiments described above without departing from the scope of the present invention. Any references, patents or scientific literature documents referred to in the present document are incorporated herein by reference in their entirety for all purposes.

CLAIMS

1. A polymer comprising monomeric units derived from Formulae I and II:



Formula I



Formula II

wherein,

5 R¹ and R² are each independently selected from H, CN, F, and optionally fluorinated C₁₋₆alkyl;

R³ is selected from a hydrogen atom and an optionally substituted C₁₋₆alkyl group;

R⁴, R⁶, and R⁷ are each independently selected from a hydrogen atom and optionally substituted C₁₋₆alkyl; and

10 R⁵ is selected from -CO₂H, optionally substituted -CO₂C₁₋₆alkyl, -C(O)NH₂, optionally substituted -OC₁₋₆alkyl, optionally substituted C₆aryl, optionally substituted C₅₋₆heteroaryl, -CN, -SO₃H, -SO₂NH₂, and optionally substituted -SO₃C₁₋₆alkyl; or

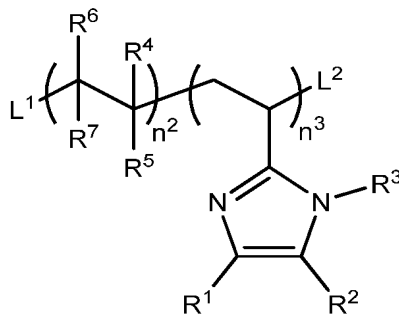
R⁵ taken together with R⁷ and their adjacent carbon atoms form a 5 or 6-membered heterocycle;

15 or a salt thereof.

2. The polymer of claim 1, wherein R¹ and R² are each independently selected from CN and optionally fluorinated C₁₋₆alkyl.
3. The polymer of claim 2, wherein at least one of R¹ and R² is CN.
4. The polymer of claim 3, wherein both R¹ and R² are CN.

5. The polymer of any one of claims 1 to 4, wherein R³ is H.
6. The polymer of any one of claims 1 to 4, wherein R³ is an optionally substituted C₁₋₆alkyl group.
7. The polymer of claim 6, wherein R³ is a methyl group.
- 5 8. The polymer of any one of claims 1 to 7, wherein at least one of R⁴, R⁶, and R⁷ is H.
9. The polymer of claim 8, wherein R⁴ is H.
10. The polymer of claim 8, wherein two of R⁴, R⁶, and R⁷ are H.
11. The polymer of claim 8, wherein R⁴, R⁶, and R⁷ are H.
12. The polymer of any one of claims 1 to 8, wherein R⁴ is an optionally substituted C₁₋₆alkyl group.
- 10 13. The polymer of claim 12, wherein R⁴ is a methyl group.
14. The polymer of any one of claims 1 to 13, wherein R⁵ is CO₂H.
15. The polymer of any one of claims 1 to 13, wherein R⁵ is an optionally substituted -CO₂C₁₋₆alkyl group.
- 15 16. The polymer of claim 15, wherein R⁵ is a -CO₂(glycidyl) group.
17. The polymer of any one of claims 1 to 13, wherein R⁵ is an optionally substituted -OC₁₋₆alkyl group.
18. The polymer of claim 17, wherein R⁵ is a -O(glycidyl).
19. The polymer of claim 17, wherein R⁵ is a -Obutyl group.
- 20 20. The polymer of any one of claims 1 to 13, wherein R⁵ taken together with R⁷ and their adjacent carbon atoms form a 5-membered heterocycle.

21. The polymer of claim 20, wherein R⁵ taken together with R⁷ and their adjacent carbon atoms form a maleic anhydride group.
22. The polymer of claim 20, wherein R⁵ taken together with R⁷ and their adjacent carbon atoms form a maleimide group.
- 5 23. The polymer of any one of claims 1 to 22, wherein the polymer comprises between 10 mol% and 90 mol% of monomeric units derived from a vinylimidazole derivative of Formula I, each upper and lower values being included.
24. The polymer of claim 23, wherein the polymer comprises between 10 mol% and 60 mol% of monomeric units derived from a vinylimidazole derivative of Formula I, each upper and lower values being included.
- 10 25. The polymer of claim 23, wherein the polymer comprises between 15 mol% and 40 mol% of monomeric units derived from a vinylimidazole derivative of Formula I, each upper and lower values being included.
26. The polymer of any one of claims 1 to 25, wherein said polymer is a random or a block copolymer of Formula IV.
- 15



Formula IV

wherein,

R¹ to R⁷ are defined in any one of claims 1 to 25;

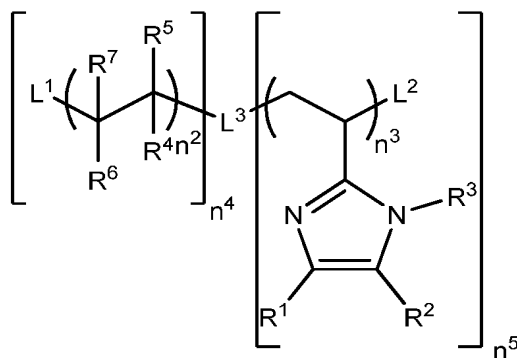
L¹ and L² are independently selected from H, an alkyl group, a residue of a polymerisation initiator, and a linker between two or more of the polymer chains; and n² and n³ are integers representing the number of each monomeric units within the polymer and are selected such that the number average molecular weight is from about 2 000 to about 50 000 g/mol, or from about 3 000 to about 10 000 g/mol; and the ratio n²:n³ range from 9:1 to 1:1;

or a salt thereof.

27. The polymer of claim 26, wherein the ratio n²:n³ range from 4:1 to 3:2.

28. The polymer of claim 26, wherein the ratio n²:n³ is about 7:3.

29. The polymer of any one of claims 1 to 28, wherein said polymer is a random or a block copolymer of Formula V.



Formula V

wherein,

R¹ to R⁷ are as defined in any one of claims 1 to 28;

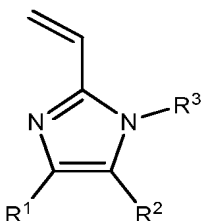
n², n³, L¹ and L² are as defined in any one of claims 26 to 28, n⁴ and n⁵ are each selected from 1 to 4, wherein n², n³, n⁴ and n⁵ are selected such that the number average molecular weight is from about 2 000 to about 50 000 g/mol, or from about 3 000 to about 10 000 g/mol, and the ratio (n² x n⁴):(n³ x n⁵) range from 9:1 to 1:1; and

L^3 is selected from linear or branched alkyl groups and linkers between polymer chains, e.g. a crosslinkable or crosslinked monomer;

or a salt thereof.

30. The polymer of claim 29, wherein the ratio $(n^2 \times n^4):(n^3 \times n^5)$ range from 4:1 to 3:2.
- 5 31. The polymer of claim 29, wherein the ratio $(n^2 \times n^4):(n^3 \times n^5)$ is about 7:3.
32. The polymer of claim 29, wherein $n^4 + n^5 = 3$ or 4.
33. The polymer of any one of claims 29 to 32, wherein L^3 is selected from branched alkyl groups, functionalized branched alkyl groups and other similar compounds.
34. The polymer of claim 33, wherein L^3 is a pentaerythritol tetra(alkylate ester) derivatives.
- 10
35. The polymer of any one of claims 1 to 34, wherein said polymer is a random copolymer.
36. The polymer of any one of claims 1 to 34, wherein said polymer is a block copolymer.
37. The polymer of any one of claims 1 to 25 and 29 to 34, wherein said polymer is a branched or hyperbranched copolymer including comb and dendritic.
- 15
38. The polymer of any one of claims 1 to 25 and 29 to 34, wherein said polymer is a star copolymer.
39. The polymer of claim 38, wherein linear chains of said star copolymer are homogeneous in length and structure.
- 20 40. The polymer of claim 38, wherein linear chains of said star copolymer are heterogenous in length and structure.
41. The polymer of any one of claims 38 to 40, wherein the linear chains of said star copolymer are block copolymer.

42. The polymer of any one of claims 38 to 40, wherein random copolymer wherein the linear chains of said star copolymer are random copolymer.
43. A polymer comprising monomeric units derived from Formula I:



Formula I

5

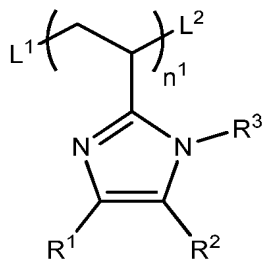
wherein,

R^1 and R^2 are each independently selected from H, CN, F, and optionally fluorinated C_{1-6} alkyl; and

R^3 is selected from a hydrogen atom and an optionally substituted C_{1-6} alkyl group;

10 or a salt thereof.

44. The polymer of claim 43, wherein R^1 and R^2 are each independently selected from CN and optionally fluorinated C_{1-6} alkyl.
45. The polymer of claim 43, wherein at least one of R^1 and R^2 is CN.
46. The polymer of claim 43, wherein both R^1 and R^2 are CN.
- 15 47. The polymer of any one of claims 43 to 46, wherein R^3 is H.
48. The polymer of any one of claims 43 to 46, wherein R^3 is an optionally substituted C_{1-6} alkyl group.
49. The polymer of claim 48, wherein R^3 is a methyl group.
50. The polymer of any one of claims 43 to 49, wherein said polymer is a homopolymer
20 of Formula III:



Formula III

wherein,

R¹, R², and R³ are as defined in any one of claims 43 to 49;

L¹ and L² are independently selected from H, an alkyl group, a residue of a polymerisation initiator, and a linker between two or more of the polymer chains; and

5 n¹ is an integer selected such that the number average molecular weight is from about 2 000 to about 50 000 g/mol, or from 3 000 to 10 000 g/mol;

or a salt thereof.

51. The polymer of claim 50, wherein said linkers L¹ and L² are selected from a group consisting of alkyl, alkoxy, and aryl groups, each of which may be further substituted.
- 10 52. The polymer of claim 50, wherein said linkers L¹ and L² are linear.
53. The polymer of claim 50, wherein said linkers L¹ and L² are branched.
54. The polymer of any one of claims 50 to 53, wherein said linkers are L¹ and L² groups optionally comprising two or more functional groups comprising heteroatoms selected from oxygen, nitrogen and sulfur.
- 15 55. The polymer of claim 54, wherein said functional groups include ether, ester, carboxamide, carbamate, urea, carbonate and their sulfur-containing equivalents each attached to a polymer chain in a linear, star or comb configuration.

56. The polymer of any one of claims 1 to 55, wherein the said salts of the polymers include alkali and alkaline earth metal salts.
57. The polymer of claim 56, wherein the said salt of the polymer is a lithium salt.
58. The polymer of claim 56, wherein the said salt of the polymer is a sodium salt.
- 5 59. The polymer of claim 56, wherein the said salt of the polymer is a potassium salt.
60. The polymer of claim 56, wherein the said salt of the polymer is a magnesium salt.
61. The polymer of any one of claims 1 to 60, for use in an element of an electrochemical cell, in the electrode material, in the electrolyte composition and/or in the separator.
62. An electrode material comprising a polymer as defined in any one of claims 1 to 61
10 and an electrochemically active material.
63. The electrode material of claim 62, wherein said polymer is a binder.
64. The electrode material of claim 63, wherein said polymer binder is present at a concentration of up to 10 wt% in the total weight of the electrode material, or up to 5 wt%, at a concentration of between 0.1 wt% and 5 wt%, or between 0.4 wt% and
15 3 wt%, 0.5 wt% and 2 wt% or between 1 wt% and 2 wt%.
65. The electrode material of claim 63 or 64, wherein said binder further comprises a second polymer selected from polymers based on glycidyl, acrylic or methacrylic acid, vinyl alkyl ether, thiol-containing monomers, fluorine containing polymers, water soluble binders, styrene butadiene rubber, butadiene acrylonitrile rubber,
20 hydrogenated butadiene acrylonitrile rubber, epichlorohydrin rubber, acrylate rubber, cellulose-based binders, ion-conductive polymer binders and any combination of two or more of these.
66. The electrode material of claim 63 or 64, wherein said second polymer is poly(acrylic acid).

67. The electrode material of claim 63 or 64, wherein said second polymer is polyvinylidene fluoride.
68. The electrode material of claim 63 or 64, wherein said second polymer is carboxymethylcellulose.
- 5 69. The electrode material of claim 63 or 64, wherein said second polymer is styrene butadiene rubber.
70. The electrode material of claim 63 or 64, wherein said second polymer is a block copolymers composed of at least one lithium-ion solvating segment and at least one cross-linkable segment.
- 10 71. The electrode material of claim 70, wherein said second polymer is a PEO-based polymers comprising methyl methacrylate units.
72. The electrode material of claim 62, wherein said electrode material comprises particles having a core-shell structure, and wherein the core comprises a coating composition comprising the polymer and the core comprises the electrochemically
15 active material.
73. The electrode material of claim 72, wherein the shell composition comprises said polymer at a concentration of between 5 wt% and 100 wt%, or between 10 wt% and 50 wt%, or between 25 wt% and 75 wt%, or between 50 wt% and 100 wt%, or between 5 wt% and 25 wt%, or between 40 wt% and 75 wt%.
- 20 74. The electrode material of claim 72 or 73, wherein said electrode material further include a binder.
75. The electrode material of any one of claims 62 to 74, wherein said electrode is a positive electrode.
- 25 76. The electrode material of any one of claims 62 to 74, wherein said electrode is a negative electrode.

77. An electrolyte comprising a polymer as defined in any one of claims 1 to 61.
78. The electrolyte of claim 77, said electrolyte being a solid polymer electrolyte (SPE).
79. The electrolyte of claim 77, said electrolyte being a gel electrolyte composition.
80. The electrolyte of any one of claims 77 to 79, wherein the concentration of the polymer within the electrolyte composition may be up to 50%, up to 10 wt%, or up to 5 wt%, at a concentration of between 0.1 wt% and 5 wt%, or between 0.4 wt% and 3 wt%, or between 0.5 wt% and 1.5 wt%.
81. The electrolyte of any one of claims 77 to 80, wherein the electrolyte composition further comprises a second polymer.
82. The electrolyte of claim 81, wherein the second polymer is selected from a group consisting of PEO-based polymer, polyvinylidene fluoride, carboxymethylcellulose, polyvinyl acetate and polyethyleneglycol-based polymer.
83. An electrolyte comprising a separator and an electrolyte composition, wherein said separator comprises a polymer as defined in any one of claims 1 to 61.
84. The electrolyte of any one of claims 77 to 83, further comprising a lithium salt.
85. An electrochemical cell comprising a negative electrode, a positive electrode and an electrolyte, wherein at least one of the negative electrode, positive electrode and electrolyte comprises a polymer as defined in any one of claims 1 to 61.
86. An electrochemical cell comprising a negative electrode, a positive electrode and an electrolyte, wherein at least one of the negative electrode and positive electrode comprises an electrode material as defined in any one of claims 62 to 76.
87. An electrochemical cell comprising a negative electrode, a positive electrode and an electrolyte, wherein the electrolyte is as defined in any one of claims 77 to 83.

Figure 1

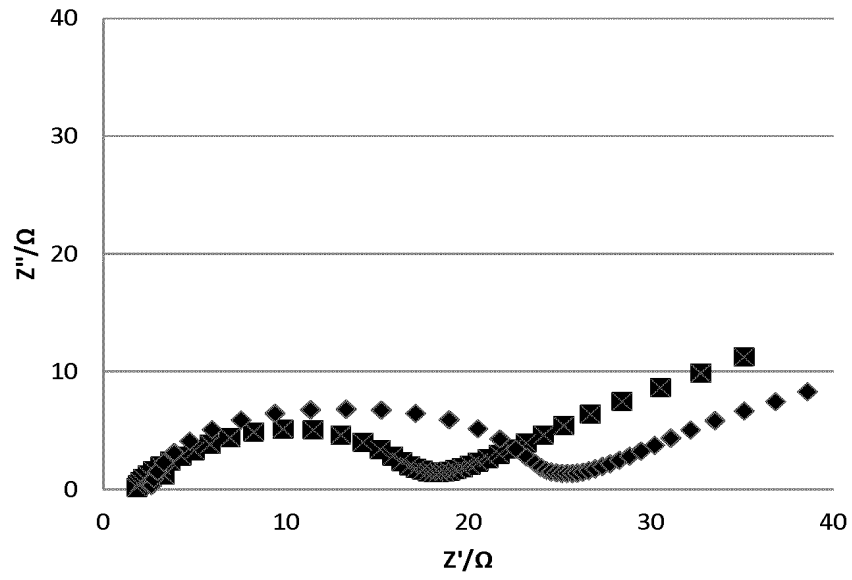


Figure 2

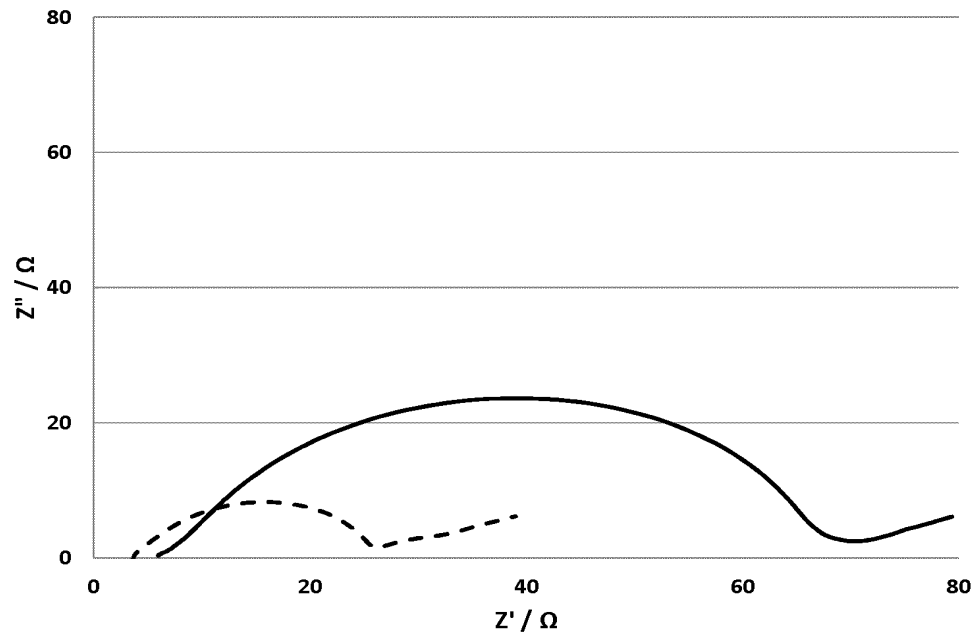


Figure 3

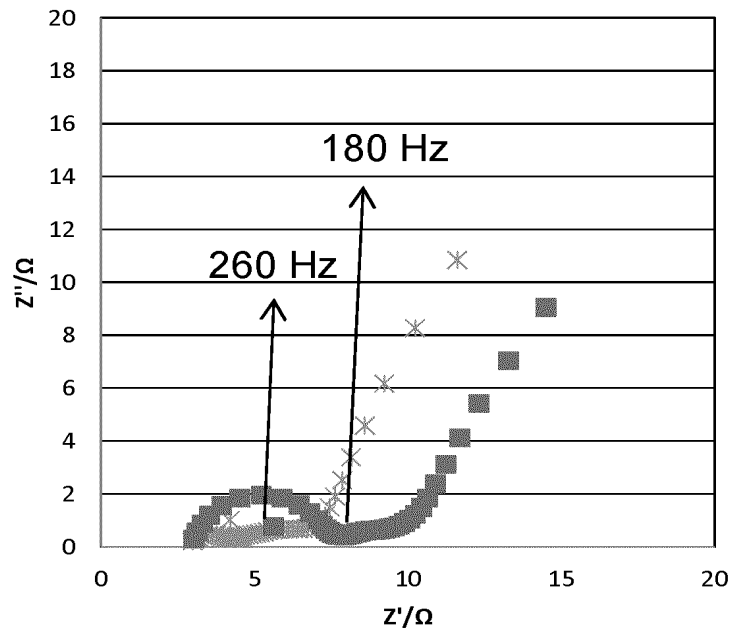


Figure 4

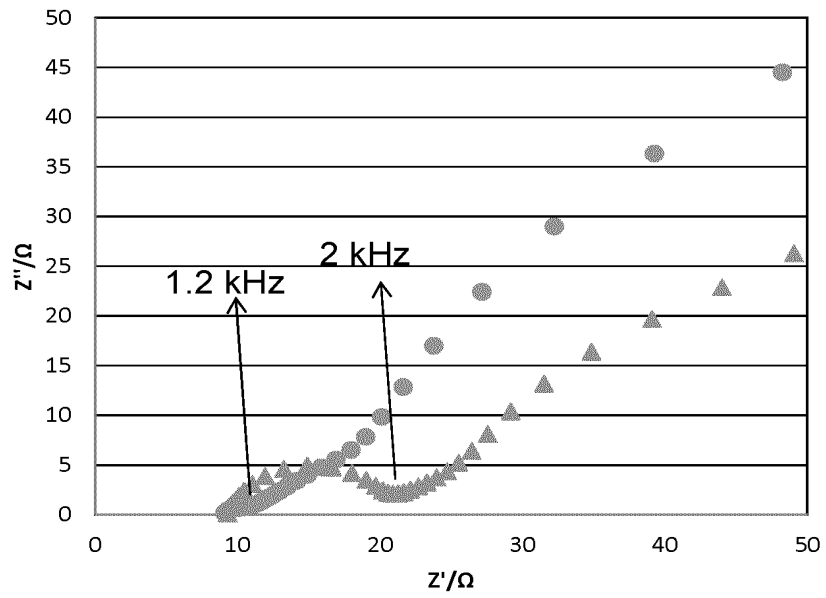
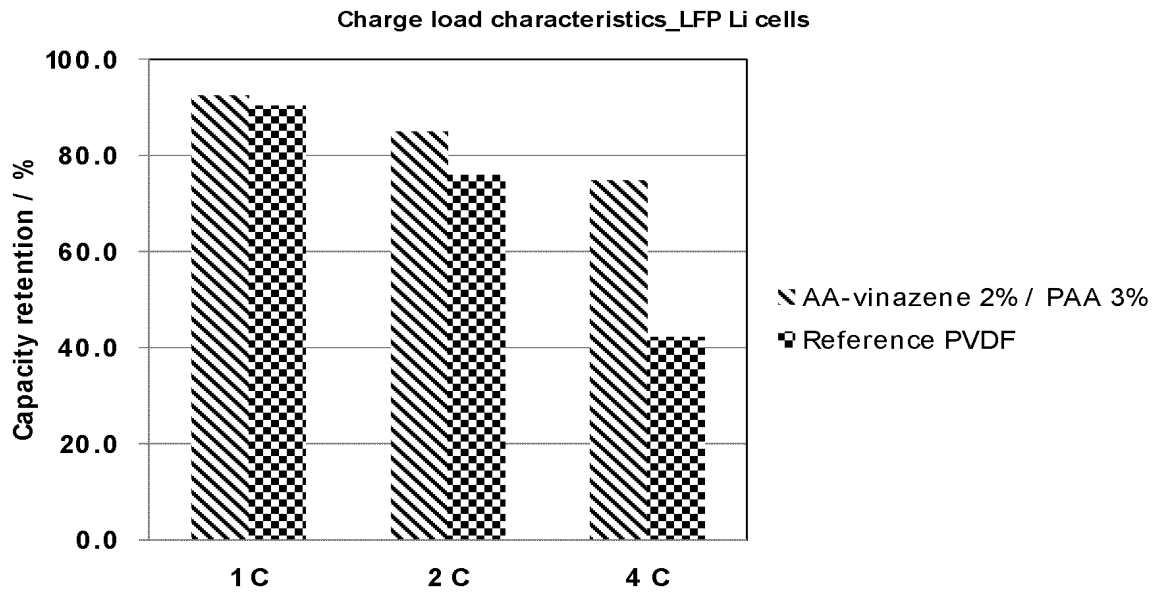
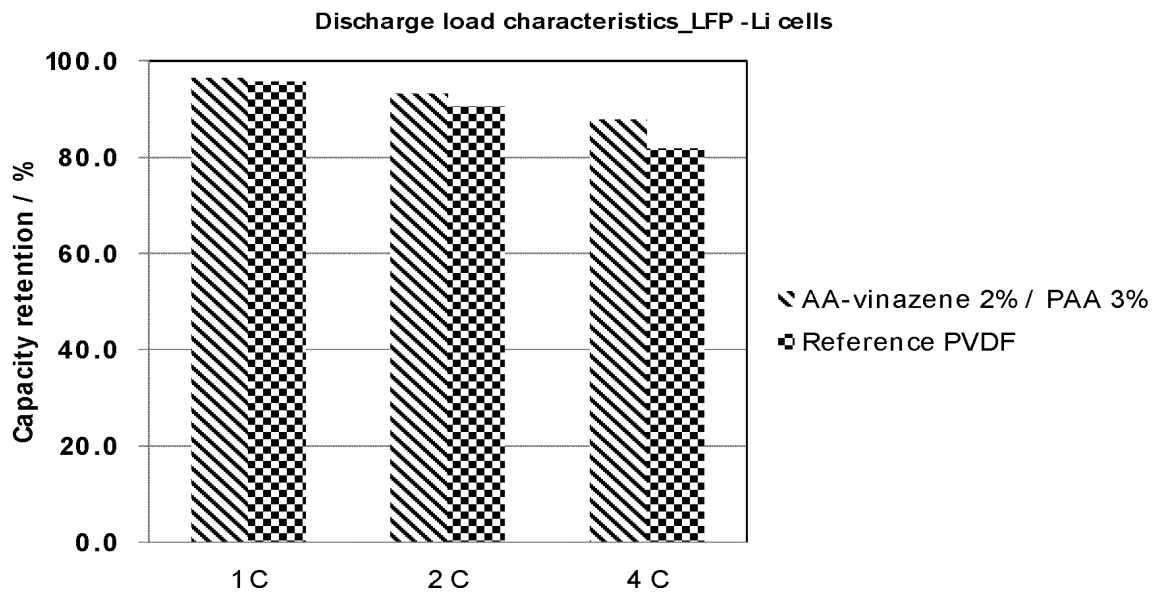


Figure 5

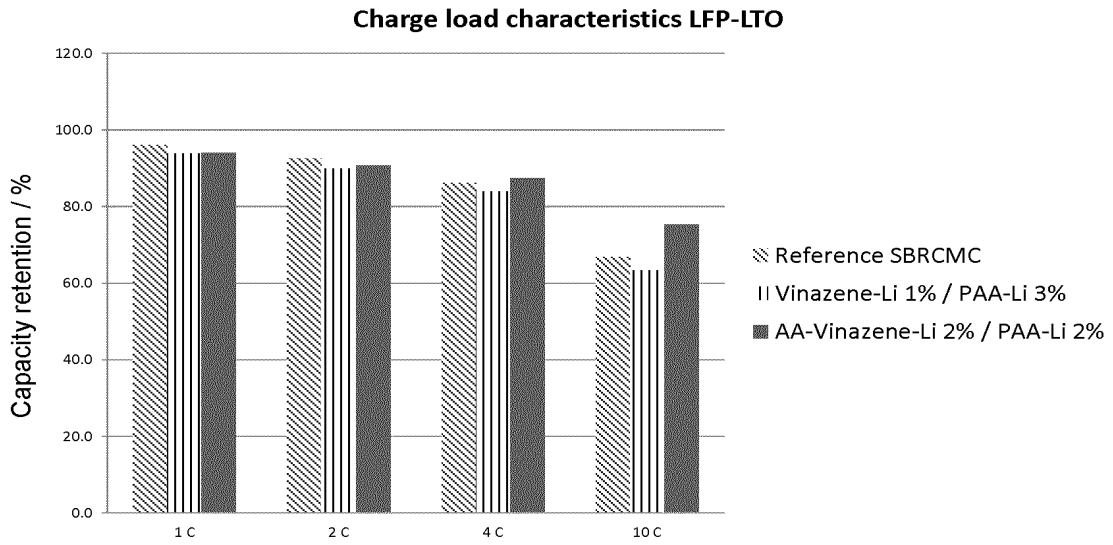


a

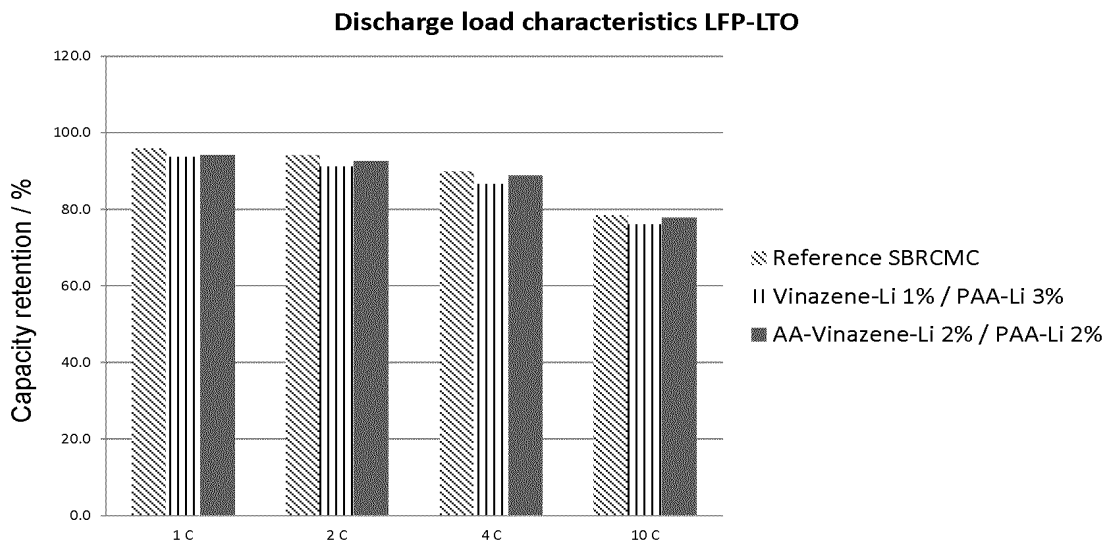


b

Figure 6

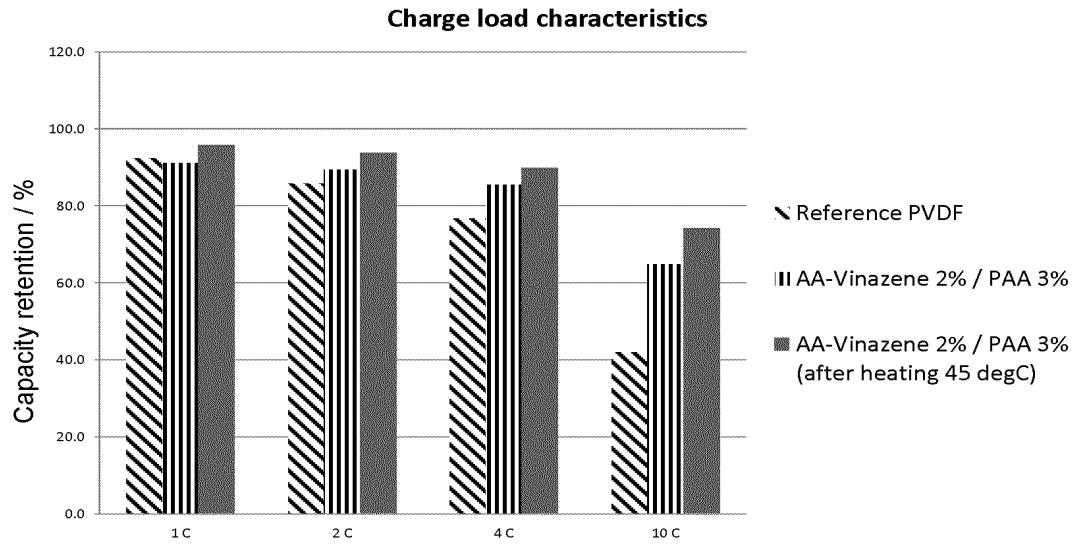


a

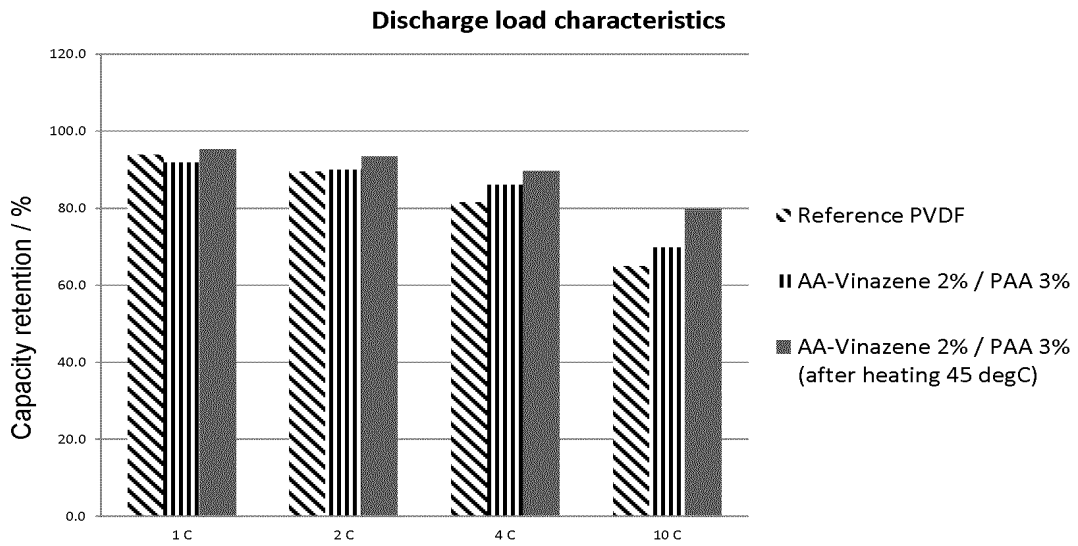


b

Figure 7

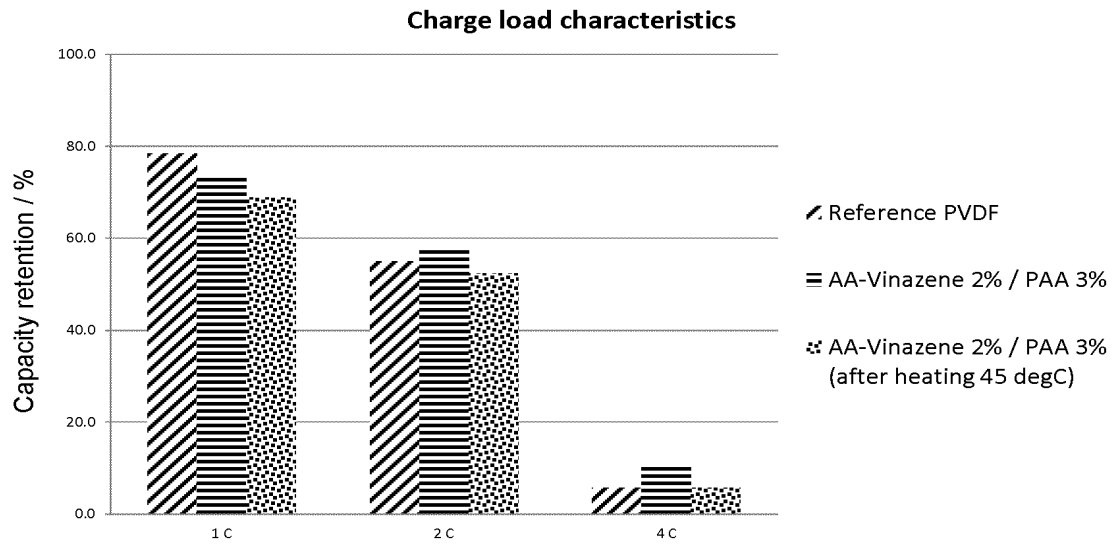


a

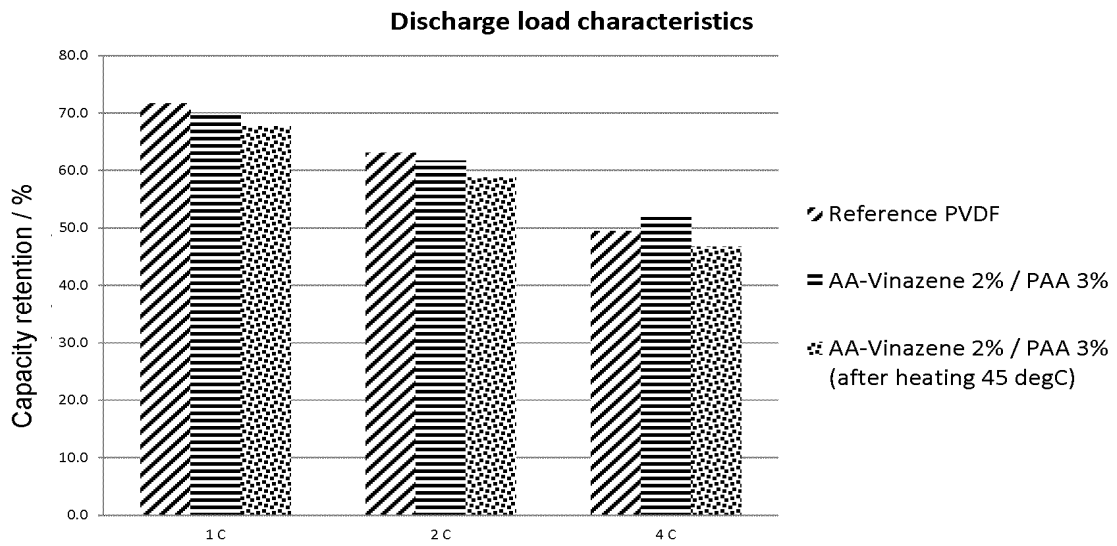


b

Figure 8



a



b

Figure 9

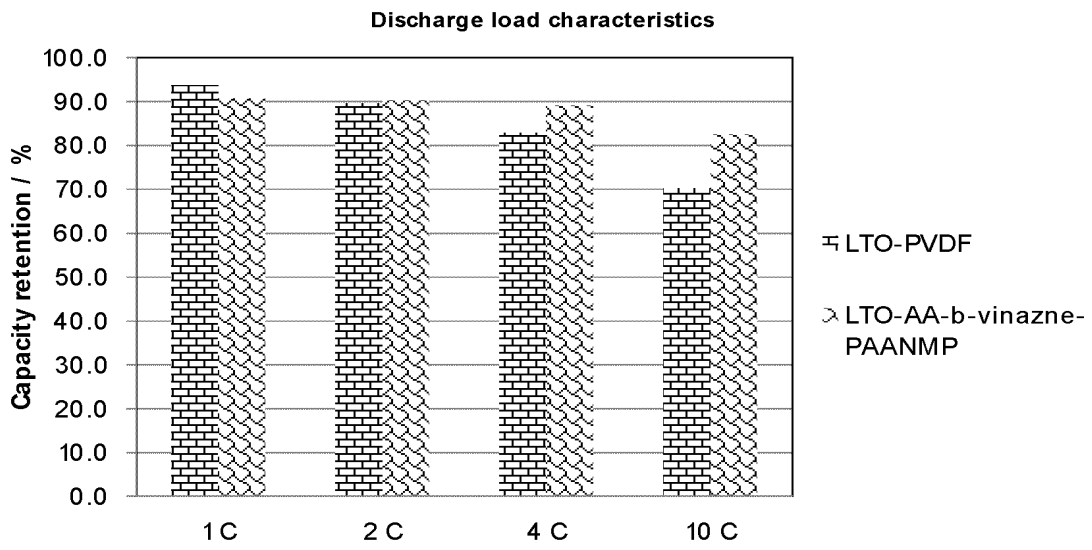
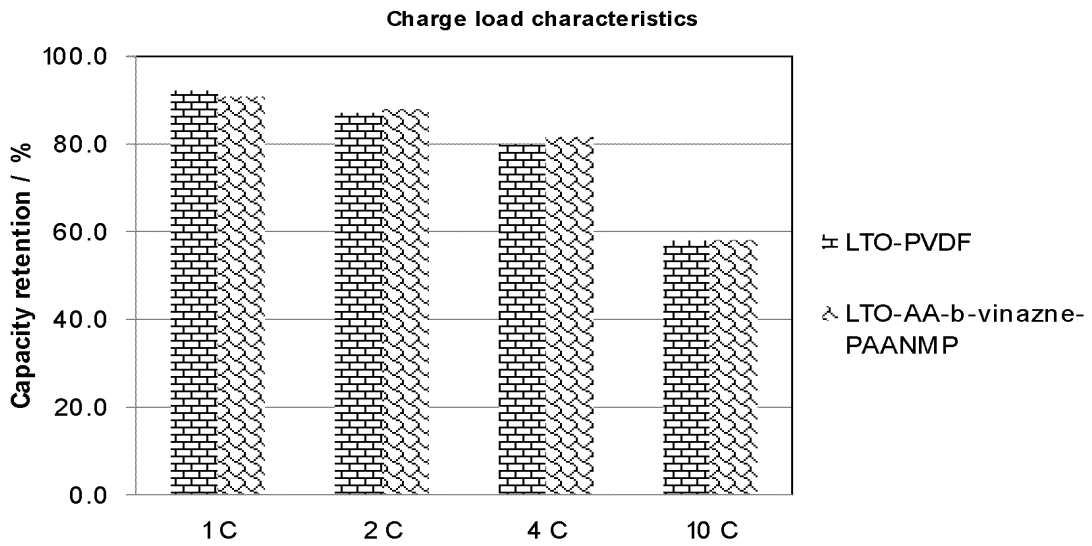


Figure 10

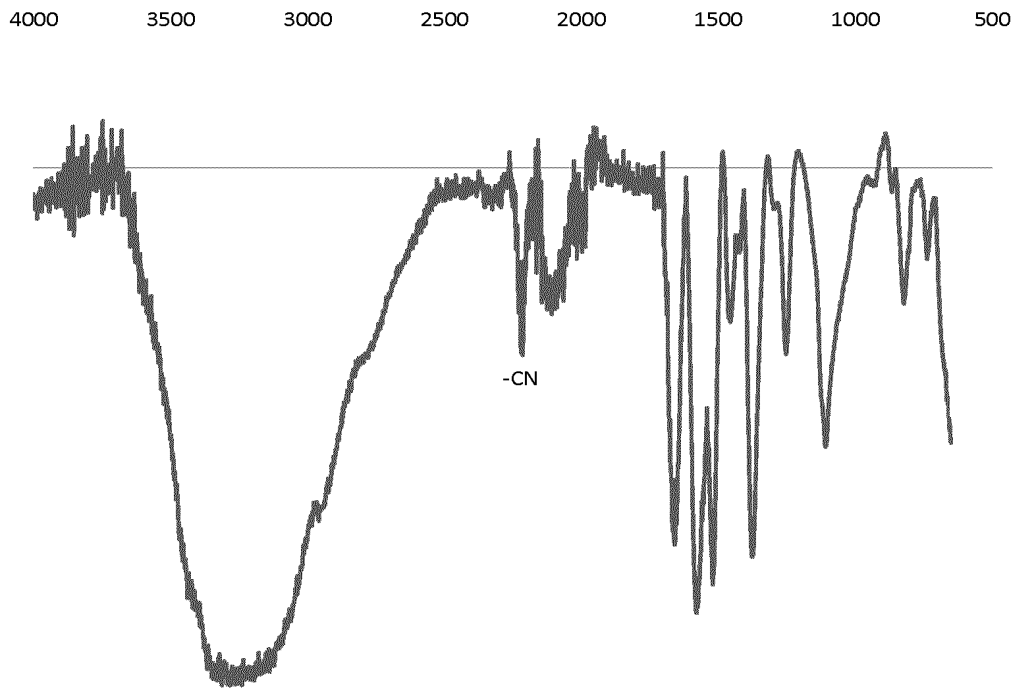
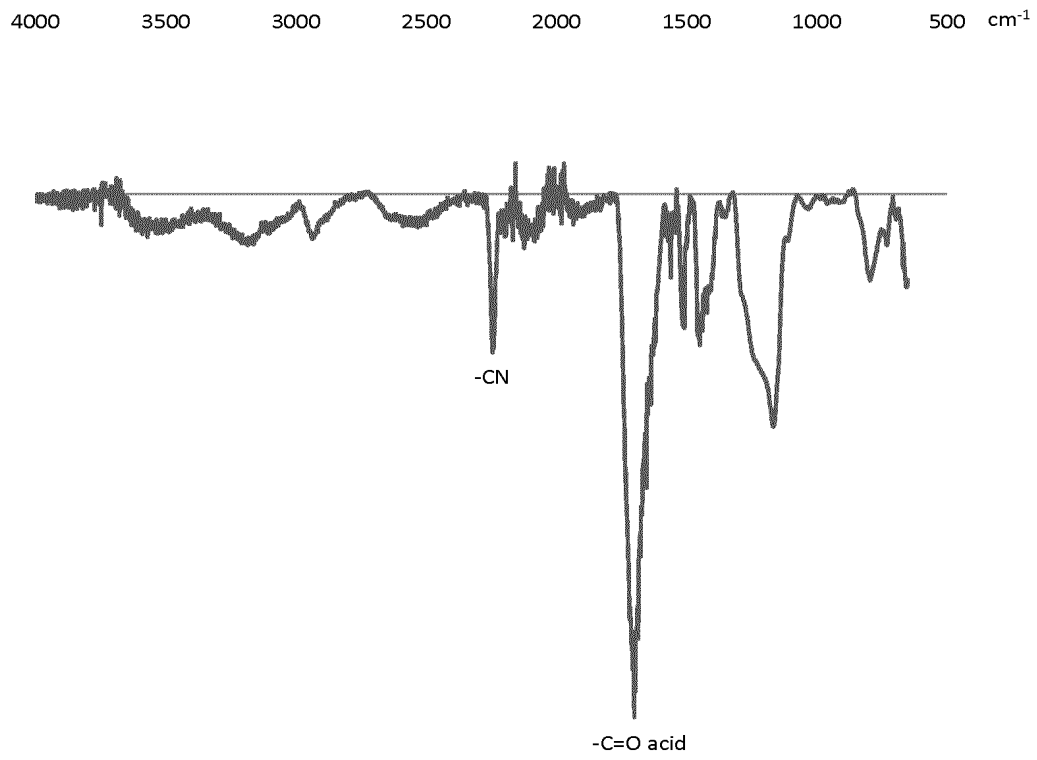


Figure 11



INTERNATIONAL SEARCH REPORT

International application No.
PCT/CA2018/050830

<p>A. CLASSIFICATION OF SUBJECT MATTER IPC: <i>C08F 126/06</i> (2006.01), <i>C08F 216/14</i> (2006.01), <i>C08F 220/02</i> (2006.01), <i>C08F 222/06</i> (2006.01), <i>H01M 2/16</i> (2006.01), <i>H01M 4/62</i> (2006.01)</p> <p>According to International Patent Classification (IPC) or to both national classification and IPC</p>																	
<p>B. FIELDS SEARCHED</p> <p>Minimum documentation searched (classification system followed by classification symbols) IPC: <i>C08F 126/06</i> (2006.01), <i>C08F 216/14</i> (2006.01), <i>C08F 220/02</i> (2006.01), <i>C08F 222/06</i> (2006.01), <i>H01M 2/16</i> (2006.01), <i>H01M 4/62</i> (2006.01)</p> <p>Documentation searched other than minimum documentation to the extent that such documents are included in the fields searched</p> <p>Electronic database(s) consulted during the international search (name of database(s) and, where practicable, search terms used) STN (registry File, CAPlus), Questel-Orbit, CIPO Library Discovery Tool (search terms: vinylimidazole, 2-vinylimidazole, 2-ethenyl-1H-imidazole, electrochemical cells, vinazene, vinylimidazole copolymer)</p>																	
<p>C. DOCUMENTS CONSIDERED TO BE RELEVANT</p> <table border="1"> <thead> <tr> <th>Category*</th> <th>Citation of document, with indication, where appropriate, of the relevant passages</th> <th>Relevant to claim No.</th> </tr> </thead> <tbody> <tr> <td>X</td> <td>US 6624270 B1 (RASMUSSEN, P.G. et al.) 23 September 2003 (23-09-2003) *see whole document*</td> <td>1-11, 26, 29, 35</td> </tr> <tr> <td>X</td> <td>US 3449123 A (KONDO, H. et al.) 10 June 1969 (10-06-1969) *see col. 1-5, claims 1, 2*</td> <td>1, 6-11, 23-25</td> </tr> <tr> <td>X</td> <td>LAWSON, J.K. JR. "2-Vinylimidazole and 1-Methyl-2-vinylimidazole", J.A.C.S. Vol. 75, No. 14, 3398-3400, 1 July 1953 (01-07-1953). (ISSN: 15205126) *see abstract, page. 3400, para. 3*</td> <td>1, 6-13, 15</td> </tr> <tr> <td>X</td> <td>DATABASE CAS REGISTRY: Registry Number (Entry Date): 60892-04-8 (1977)</td> <td>1, 6-11</td> </tr> </tbody> </table>			Category*	Citation of document, with indication, where appropriate, of the relevant passages	Relevant to claim No.	X	US 6624270 B1 (RASMUSSEN, P.G. et al.) 23 September 2003 (23-09-2003) *see whole document*	1-11, 26, 29, 35	X	US 3449123 A (KONDO, H. et al.) 10 June 1969 (10-06-1969) *see col. 1-5, claims 1, 2*	1, 6-11, 23-25	X	LAWSON, J.K. JR. "2-Vinylimidazole and 1-Methyl-2-vinylimidazole", J.A.C.S. Vol. 75, No. 14, 3398-3400, 1 July 1953 (01-07-1953). (ISSN: 15205126) *see abstract, page. 3400, para. 3*	1, 6-13, 15	X	DATABASE CAS REGISTRY: Registry Number (Entry Date): 60892-04-8 (1977)	1, 6-11
Category*	Citation of document, with indication, where appropriate, of the relevant passages	Relevant to claim No.															
X	US 6624270 B1 (RASMUSSEN, P.G. et al.) 23 September 2003 (23-09-2003) *see whole document*	1-11, 26, 29, 35															
X	US 3449123 A (KONDO, H. et al.) 10 June 1969 (10-06-1969) *see col. 1-5, claims 1, 2*	1, 6-11, 23-25															
X	LAWSON, J.K. JR. "2-Vinylimidazole and 1-Methyl-2-vinylimidazole", J.A.C.S. Vol. 75, No. 14, 3398-3400, 1 July 1953 (01-07-1953). (ISSN: 15205126) *see abstract, page. 3400, para. 3*	1, 6-13, 15															
X	DATABASE CAS REGISTRY: Registry Number (Entry Date): 60892-04-8 (1977)	1, 6-11															
<input checked="" type="checkbox"/> Further documents are listed in the continuation of Box C. <input checked="" type="checkbox"/> See patent family annex.																	
<p>* Special categories of cited documents:</p> <p>"A" document defining the general state of the art which is not considered to be of particular relevance</p> <p>"E" earlier application or patent but published on or after the international filing date</p> <p>"L" document which may throw doubts on priority claim(s) or which is cited to establish the publication date of another citation or other special reason (as specified)</p> <p>"O" document referring to an oral disclosure, use, exhibition or other means</p> <p>"P" document published prior to the international filing date but later than the priority date claimed</p>		<p>"T" later document published after the international filing date or priority date and not in conflict with the application but cited to understand the principle or theory underlying the invention</p> <p>"X" document of particular relevance; the claimed invention cannot be considered novel or cannot be considered to involve an inventive step when the document is taken alone</p> <p>"Y" document of particular relevance; the claimed invention cannot be considered to involve an inventive step when the document is combined with one or more other such documents, such combination being obvious to a person skilled in the art</p> <p>"&" document member of the same patent family</p>															
<p>Date of the actual completion of the international search 7 September 2018 (07-09-2018)</p>		<p>Date of mailing of the international search report 17 September 2018 (17-09-2018)</p>															
<p>Name and mailing address of the ISA/CA Canadian Intellectual Property Office Place du Portage I, C114 - 1st Floor, Box PCT 50 Victoria Street Gatineau, Quebec K1A 0C9 Facsimile No.: 819-953-2476</p>		<p>Authorized officer Olusola Womiloju (819) 639-9409</p>															

Box No. II Observations where certain claims were found unsearchable (Continuation of item 2 of the first sheet)

This international search report has not been established in respect of certain claims under Article 17(2)(a) for the following reasons:

1. Claim Nos.:
because they relate to subject matter not required to be searched by this Authority, namely:

2. Claim Nos.:
because they relate to parts of the international application that do not comply with the prescribed requirements to such an extent that no meaningful international search can be carried out, specifically:

3. Claim Nos.:
because they are dependent claims and are not drafted in accordance with the second and third sentences of Rule 6.4(a).

Box No. III Observations where unity of invention is lacking (Continuation of item 3 of first sheet)

This International Searching Authority found multiple inventions in this international application, as follows:
(see extra sheet)

1. As all required additional search fees were timely paid by the applicant, this international search report covers all searchable claims.
2. As all searchable claims could be searched without effort justifying additional fees, this Authority did not invite payment of additional fees.
3. As only some of the required additional search fees were timely paid by the applicant, this international search report covers only those claims for which fees were paid, specifically claim Nos.:

4. No required additional search fees were timely paid by the applicant. Consequently, this international search report is restricted to the invention first mentioned in the claims; it is covered by claim Nos.:

Claims 1-42, 56-87(in part)

Remark on Protest

- The additional search fees were accompanied by the applicant's protest and, where applicable, the payment of a protest fee.
- The additional search fees were accompanied by the applicant's protest but the applicable protest fee was not paid within the time limit specified in the invitation.
- No protest accompanied the payment of additional search fees.

INTERNATIONAL SEARCH REPORT

International application No.
PCT/CA2018/050830

C (Continuation). DOCUMENTS CONSIDERED TO BE RELEVANT		
Category*	Citation of document, with indication, where appropriate, of the relevant passages	Relevant to claim No.
X	DATABASE CAS REGISTRY: Registry Number (Entry Date): 21442-71-4 (1967)	1, 6-11, 14
X	DATABASE CAS REGISTRY: Registry Number (Entry Date): 2097685-49-7 (2017), 218771-75-6 (1998), 15175304-7 (1994), 147026-04-8 (1993), 120192-42-9 (1989),	1, 5, 8, 10-13, 15
X	DATABASE CAS REGISTRY: Registry Number (Entry Date): 1612752-27-8 (2015), 2173363-93-2 (2017), 80512-24-9 (1982)	1, 5, 8-11, 15
X	DATABASE CAS REGISTRY: Registry Number (Entry Date): 1612752-28-9 (2015), 349652-35-3 (2001), 29251-16-9 (1968), 31442-72-5 (1967)	1, 6, 7-11, 15
X	DATABASE CAS REGISTRY: Registry Number (Entry Date): 2086236-95-3 (2017)	1, 5, 8-11
X	DATABASE CAS REGISTRY: Registry Number (Entry Date): 349652-32-0 (2001), 31442-70-3 (1967)	1-4, 6-11
X	DATABASE CAS REGISTRY: Registry Number (Entry Date): 519014-60-9 (2003)	1-5, 8-11
X	DATABASE CAS REGISTRY: Registry Number (Entry Date): 60892-04-8, 62744-49-4 (1977),	1, 6-11
X	DATABASE CAS REGISTRY: Registry Number (Entry Date): 349652-34-2, 349652-37-5, 349652-38-6, 349652-39-7 (2001)	1-4, 6-11
X	DATABASE CAS REGISTRY: Registry Number (Entry Date): 349652-36-4 (2001)	1-4, 6, 8-11
A	JUNG, K. et al., " <i>Carbon nanofiber electrodes for supercapacitors derived from new precursor polymer: Poly(acrylonitrile-co-vinylimidazole)</i> ", <i>Electrochemistry Communications</i> Vol. 23, 149-152, 1 September 2012 (01-09-2012) ISSN: 13882481 *see whole document*	1-87
A	US 4299939 A (PANZER, H.P. et al.) 10 November 1981 (10-11-1981) *see col. 1-3, ex. 2-19, claims*	1-87
A	JP 11260407 A (KAZUCHIYO, T. et al.) 24 September 1999 (24-09-1999) *see compd. 4*	1-87

INTERNATIONAL SEARCH REPORT
Information on patent family members

International application No.
PCT/CA2018/050830

Patent Document Cited in Search Report	Publication Date	Patent Family Member(s)	Publication Date
US6624270B1	23 September 2003 (23-09-2003)	US6624270B1 AU2946501A WO0151532A1	23 September 2003 (23-09-2003) 24 July 2001 (24-07-2001) 19 July 2001 (19-07-2001)
US3449123A	10 June 1969 (10-06-1969)	US3449123A DE1268493B FR1446659A GB1080976A	10 June 1969 (10-06-1969) 16 May 1968 (16-05-1968) 22 July 1966 (22-07-1966) 31 August 1967 (31-08-1967)
US4299939A	10 November 1981 (10-11-1981)	US4299939A EP0042938A1 JPS5744610A	10 November 1981 (10-11-1981) 06 January 1982 (06-01-1982) 13 March 1982 (13-03-1982)
JPH11260407A	24 September 1999 (24-09-1999)	None	24 September 1999 (24-09-1999)

INTERNATIONAL SEARCH REPORT

International application No.

PCT/CA2018/050830

The claims are directed to a plurality of inventive concepts as follows:

Group A - Claims 1-42, 56-87(in part) are directed to a polymer comprising monomeric units derived from Formula I and II, an electrode material and an electrolyte comprising the polymer derived from Formula I and II; and

Group B - Claims 43-55, 56-87(in part) are directed to a polymer comprising monomeric unit derived from Formula I, an electrode material and an electrolyte comprising the polymer derived from Formula I..

The technical feature common to both groups A and B is 2-vinyl-4,5-dicyanoimidazole. However, the monomer 2-vinyl-4,5-dicyanoimidazole is not inventive as substantiated by Macromolecules 2004, 37, 5900-5910 and J. Org. Chem. 2009, 74, 3293-3298 which disclosed the preparation of high molecular weight dicyanoimidazole-containing polymers. Hence, the two groups are not linked as to form a single general inventive concept (Rule 13.1 PCT). Therefore, there is no linking feature between the two groups involving the same or equivalent special technical features and resulting in a teaching over the prior art.

The claims must be limited to one inventive concept as set out in PCT Rule 13.